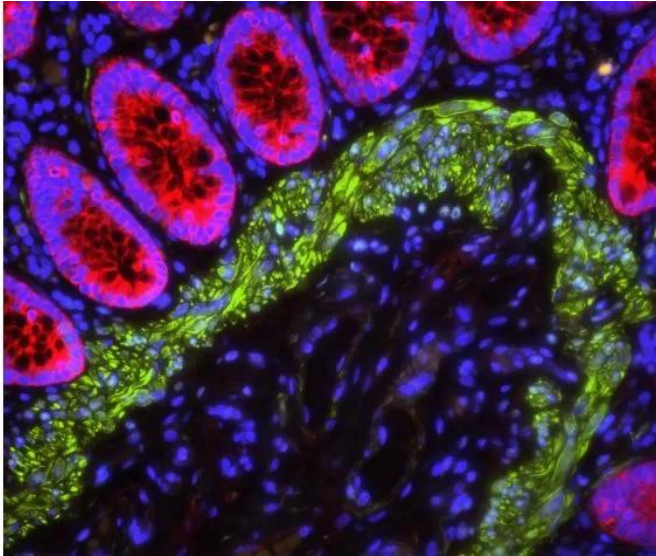




VECTASHIELD® PLUS ANTIFADE MOUNTING MEDIUM WITH DAPI

SKU: H-2000



DESCRIPTION

VECTASHIELD PLUS Mounting Medium protects against fading across the visible spectrum, even under far-red wavelengths. It is compatible with most commercially available fluorophores. This new formulation of non-setting media improves upon the original VECTASHIELD products. Specifically, VECTASHIELD PLUS exhibits no inherent background or toning and provides superior fluorophore signal retention across the spectrum, including far-red wavelengths.

Features:

- No inherent toning or background
- Superior signal retention across the spectrum from blue to far red
- Mounted sections can be viewed immediately
- DAPI (blue) counterstain premixed with medium
- Available in two convenient sizes

For research use only. Not intended for therapeutic or diagnostic use in animals or humans.



- Superior non-setting formulation

VECTASHIELD PLUS Mounting Medium with DAPI does not solidify, but remains a liquid on the slide and can be stored without sealing. If desired, coverslips can be sealed around the perimeter with nail polish or a plastic sealant. Mounted slides should be stored at 2-8 °C, protected from light.

SPECIFICATIONS

Antifade	Yes
Counterstain	DAPI (blue fluorescence)
Mounting Medium Type	Aqueous (Non-Hardening)
Unit Size	2 ml, 10 ml
Applications	Immunofluorescence, In situ hybridization

TECHNICAL INFORMATION

The refractive index for VECTASHIELD Mounting Medium is 1.45.

VECTASHIELD PLUS Mounting Medium does not solidify, but rather, remains a liquid on the slide - which can then be stored without sealing. If desired, coverslips can be sealed around the perimeter using nail polish or plastic sealant. Mounted slides should be stored at 2-8 °C and protected from light.

VECTASHIELD Mounting Medium Antifade Comparison

Other manufacturers measure the antifade properties of their mountants using labeled microspheres or arrayed spots. Vector Labs prefers to measure antifade properties of VECTASHIELD mountants using frozen tissue sections that have been immunohistochemically stained with fluorescently labeled secondary antibodies. Antifade capability is then measured using a 40x objective with real time imaging over 30 seconds of continuous exposure to the excitation illumination. Individual intensity measurements are recorded from 6 separate labeled regions and the average is calculated. The intensity after 30 second exposure is expressed as a percentage of the intensity at zero time. The values for PG are taken from the manufacturer's published results.

For research use only. Not intended for therapeutic or diagnostic use in animals or humans.

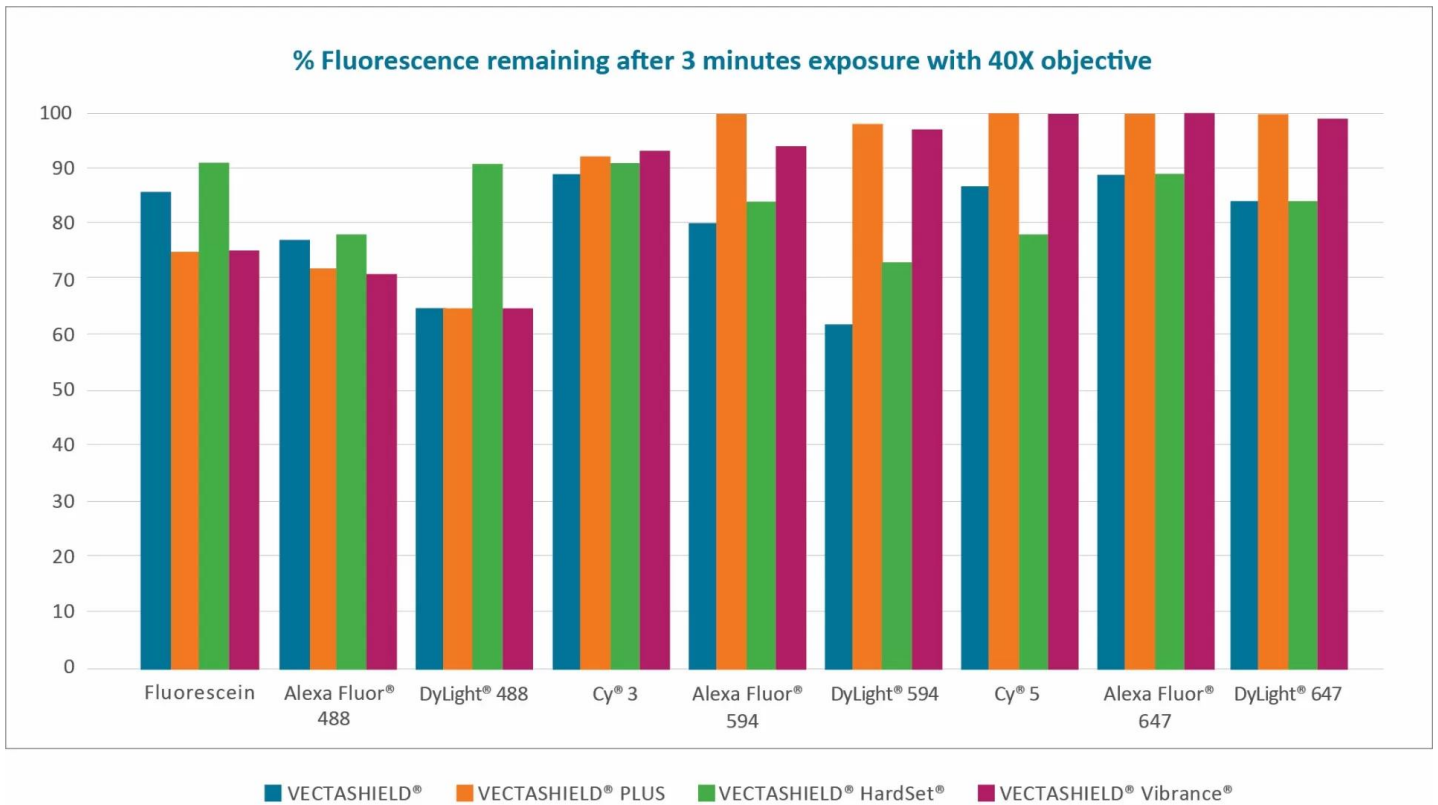


Comparative Signal Retention Properties of VECTASHIELD Antifade Formulations

Fluorophore	Excitation/Emission (nm)	Non-Setting Mounting Media		Setting/Curing Mounting Media	
		VECTASHIELD	VECTASHIELD PLUS	VECTASHIELD HardSet	VECTASHIELD Vibrance
Fluorescein	495/515	+++	++	+++	++
Alexa Fluor 488	490/525	++	++	++	++
DyLight 488	493/518	++	++	+++	++
Cy3	550/570	+++	+++	+++	+++
Alexa Fluor 594	590/617	++	+++	+++	+++
DyLight 594	593/618	+	+++	++	+++
Cy5	649/670	+++	+++	++	+++
Alexa Fluor 647	650/665	+++	+++	+++	+++
DyLight 649	652/672	+++	+++	+++	+++

Percentage of fluorescence remaining after 3-minute exposure at 40x objective
Retention of signal strength after mounting: +++: > 80% ++: 65-80% +: 50 - 65%

% Fluorescence remaining after 3 minutes exposure with 40X objective



For research use only. Not intended for therapeutic or diagnostic use in animals or humans.



Product	Counterstain	Cat. No.	Unit Size	Hardening	Refractive Index
VECTASHIELD Antifade Mounting Medium	none	H-1000	10 ml	no	1.45
	DAPI	H-1200	10 ml	no	1.45
	PI	H-1300	10 ml	no	1.45
VECTASHIELD PLUS Antifade Mounting Medium	none	H-1900	2 ml, 10 ml	no	1.45
	DAPI	H-2000	2 ml, 10 ml	no	1.45
VECTASHIELD HardSet Antifade Mounting Medium	none	H-1400	10 ml	yes	1.36 (initial) 1.46 (cured)
	DAPI	H-1500	10 ml	yes	1.36 (initial) 1.46 (cured)
	TRITC-Phalloidin	H-1600	10 ml	yes	1.36 (initial) 1.46 (cured)
VECTASHIELD Vibrance Antifade Mounting Medium	none	H-1700	2 ml, 10 ml	yes	1.38 (initial) 1.47 (cured)
	DAPI	H-1800	2 ml, 10 ml	yes	1.38 (initial) 1.47 (cured)

Check out the video below on how to use a hydrophobic barrier pen.

CITATIONS

CITATIONS



Powered by Bioz © 2023 See more details on Bioz

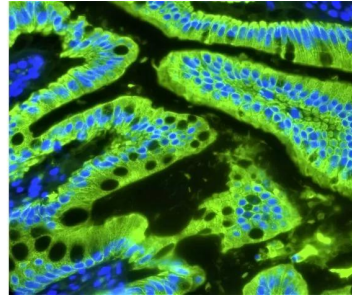
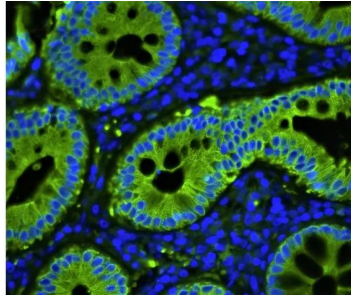
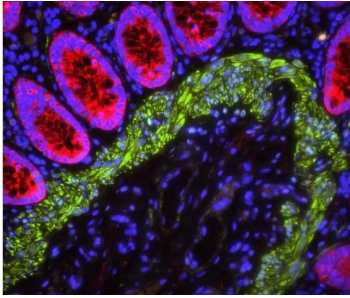
DOCUMENTS

- [VECTASHIELD Fluorochrome Compatibility](#)
- [User Guide](#)
- [Safety Data Sheet](#)
- [Download CoA](#)
- [Datasheet](#)

For research use only. Not intended for therapeutic or diagnostic use in animals or humans.



GALLERY IMAGES



For research use only. Not intended for therapeutic or diagnostic use in animals or humans.