www.vectorlabs.com
Email: customerservice@vectorlabs.com
Telephone: (650) 697-3600

VECTASHIELD ANTIFADE MOUNTING MEDIUM

SKU: H-1000-10



DESCRIPTION

VECTASHIELD Antifade Mounting Medium is a unique, stable formula for preserving fluorescence. This medium inhibits rapid photobleaching of fluorescent proteins and fluorescent dyes.

Features:

• Ideal refractive index
• Ready to use
• No warming necessary
• Can be stored without sealing for long term analysis
• Easy to useThe original VECTASHIELD Mounting Medium does not solidify, but remains a liquid on the slide and can be stored without sealing. If desired, coverslips can be sealed around the perimeter with nail polish or a plastic sealant. Mounted slides should be stored at 4 °C, protected from light.

For research use only. Not intended for therapeutic or diagnostic use in animals or humans.

www.vectorlabs.com
Email: customerservice@vectorlabs.com
Telephone: (650) 697-3600

SPECIFICATIONS

Antifade	Yes
Counterstain	None
Mounting Medium Type	Aqueous (Non-Hardening)
Unit Size	10 ml
Applications	Immunofluorescence, In situ hybridization, Cellular Imaging

TECHNICAL INFORMATION

VECTASHIELD Mounting Media are compatible with a wide array of fluorochromes, enzymatic substrates, and fluorescent proteins. Please consult the compatibility table (in the “Documents” section) to determine if VECTASHIELD will be compatible in your system.

All formulations of VECTASHIELD Antifade Mounting Media are available with or without the counterstain DAPI (4′, 6-diamidino-2-phenylindole). The DAPI concentration can be modified by mixing with the corresponding VECTASHIELD Mounting Medium without DAPI. DAPI produces a blue fluorescence when bound to DNA with excitation at about 360 nm and emission at 460 nm.

The refractive index for VECTASHIELD Mounting Medium is 1.45.

VECTASHIELD Mounting Medium in Super Resolution Microscopy

The optimal medium for super-resolution imaging methods maximizes the lifetime and photoswitching characteristics of fluorophores. VECTASHIELD Mounting Medium has been shown to be compatible with a number of fluorophores used in super resolution methods including STORM, STED, and 3D-SIM imaging, such as Cy5 or Alexa Fluor 647, resulting in greater convenience and reproducibility of the method. (Olivier, N. et al., 2013, Biomedical Optics Express, Vol. 4 No. 6, pp. 885-899; Glushonkov, O. et al., 2018, Scientific Reports, Vol. 8, 8749 (2018)).

VECTASHIELD Mounting Medium Antifade Comparison

Other manufacturers measure the antifade properties of their mountants using labeled microspheres or arrayed spots. Vector Labs prefers to measure antifade properties of VECTASHIELD mountants using frozen tissue sections immunohistochemically stained with fluorescently labeled secondary antibodies. Antifade capability is measured using a 40x objective with real time imaging over 30 seconds of continuous exposure to the excitation

For research use only. Not intended for therapeutic or diagnostic use in animals or humans.

illumination. Individual intensity measurements are recorded from 6 separate labeled regions and the average is calculated. The intensity after 30 second exposure is expressed as a percentage of the intensity at zero time. The values for PG are taken from the manufacturer s published results.

Product	Counterstain	Cat. No.	Unit Size	Hardening	Refractive Index
VECTASHIELD Antifade Mounting Medium	none	H-1000	10 ml	no	1.45
	DAPI	H-1200	10 ml	no	1.45
	PI	H-1300	10 ml	no	1.45
VECTASHIELD PLUS Antifade Mounting Medium	none	H-1900	2 ml, 10 ml	no	1.45
	DAPI	H-2000	2 ml, 10 ml	no	1.45
VECTASHIELD HardSet Antifade Mounting Medium	none	H-1400	10 ml	yes	1.36 (initial) 1.46 (cured)
	DAPI	H-1500	10 ml	yes	1.36 (initial) 1.46 (cured)
	TRITC-Phalloidin	H-1600	10 ml	yes	1.36 (initial) 1.46 (cured)
VECTASHIELD Vibrance Antifade Mounting Medium	none	H-1700	2 ml, 10 ml	yes	1.38 (initial) 1.47 (cured)
	DAPI	H-1800	2 ml, 10 ml	yes	1.38 (initial) 1.47 (cured)

Check out the video below on how to use a hydrophobic barrier pen.

CITATIONS

Powered by Bioz © 2023 See more details on Bioz

DOCUMENTS

- VECTASHIELD Fluorochrome Compatibility
- User Guide
- In Situ Hybridization Detection Protocol
- Safety Data Sheet
- Download CoA
- Datasheet

For research use only. Not intended for therapeutic or diagnostic use in animals or humans.

www.vectorlabs.com
Email: customerservice@vectorlabs.com
Telephone: (650) 697-3600

GALLERY IMAGES



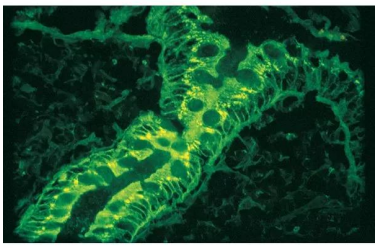
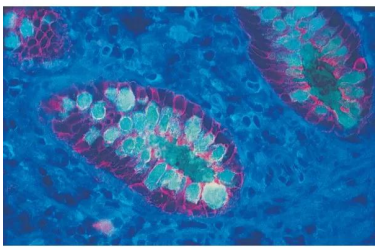







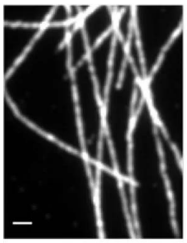

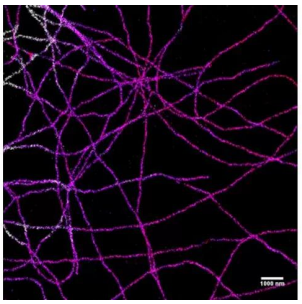




For research use only. Not intended for therapeutic or diagnostic use in animals or humans.