



# VECTASHIELD HARDSET ANTIFADE MOUNTING MEDIUM WITH DAPI

**SKU:** H-1500-10



---

## DESCRIPTION

VECTASHIELD HardSet Antifade Mounting Medium with DAPI is a unique, stable formula for preserving fluorescence. This medium prevents rapid photobleaching of fluorescent proteins and fluorescent dyes. VECTASHIELD HardSet Mounting Medium with DAPI hardens after coverslipping. After approximately 15 minutes at room temperature, the coverslip will become immobilized, and optimal antifade ability and refractive index will be achieved. **Features:** • Inhibits photobleaching of fluorescent dyes and fluorescent proteins • Ideal refractive index (1.46) • Ready-to-use – from the refrigerator to the benchtop • No warming necessary • Can be stored without sealing for long term analysis • Hardening formulation • DAPI counterstain

## SPECIFICATIONS

**Antifade**

Yes

**For research use only. Not intended for therapeutic or diagnostic use in animals or humans.**



<b>Counterstain</b>	DAPI (blue fluorescence)
<b>Mounting Medium Type</b>	Aqueous (Hardening)
<b>Unit Size</b>	10 ml
<b>Applications</b>	Immunofluorescence, In situ hybridization, Cellular Imaging
<b>Cellular Stain</b>	Nucleus

## TECHNICAL INFORMATION

VECTASHIELD Mounting Media are compatible with a wide array of fluorochromes, enzymatic substrates, and fluorescent proteins. Please consult the compatibility table (in the “Documents” section) to determine if VECTASHIELD will be compatible in your system.

All formulations of VECTASHIELD Antifade Mounting Media are available with or without the counterstain DAPI (4', 6-diamidino-2-phenylindole). The DAPI concentration can be modified by mixing with the corresponding VECTASHIELD Mounting Medium without DAPI. DAPI produces a blue fluorescence when bound to DNA with excitation at about 360 nm and emission at 460 nm.

R.J. Florijn, et. al. Cytometry, 19 (1995) 177-182.

The refractive index for VECTASHIELD Mounting Medium is 1.45.

### VECTASHIELD Mounting Medium in Super Resolution Microscopy

The optimal medium for super-resolution imaging methods maximizes the lifetime and photoswitching characteristics of fluorophores. VECTASHIELD Mounting Medium has been shown to be compatible with a number of fluorophores used in super resolution methods including STORM, STED, and 3D-SIM imaging, such as Cy5 or Alexa Fluor 647, resulting in greater convenience and reproducibility of the method. (Olivier, N. et al., 2013, Biomedical Optics Express, Vol. 4 No. 6, pp. 885-899; Glushonkov, O. et al., 2018, Scientific Reports, Vol. 8, 8749 (2018) ).

### VECTASHIELD Mounting Medium Antifade Comparison

Other manufacturers measure the antifade properties of their mountants using labeled microspheres or arrayed spots. Vector Labs prefers to measure antifade properties of VECTASHIELD mountants using frozen tissue sections immunohistochemically stained with fluorescently labeled secondary antibodies. Antifade capability is measured using a 40x objective with real time imaging over 30 seconds of continuous exposure to the excitation illumination. Individual intensity measurements are recorded from 6 separate labeled regions

**For research use only. Not intended for therapeutic or diagnostic use in animals or humans.**



and the average is calculated. The intensity after 30 second exposure is expressed as a percentage of the intensity at zero time. The values for PG are taken from the manufacturer s published results.



Product	Counterstain	Cat. No.	Unit Size	Hardening	Refractive Index
VECTASHIELD Antifade Mounting Medium	none	H-1000	10 ml	no	1.45
	DAPI	H-1200	10 ml	no	1.45
	PI	H-1300	10 ml	no	1.45
VECTASHIELD PLUS Antifade Mounting Medium	none	H-1900	2 ml, 10 ml	no	1.45
	DAPI	H-2000	2 ml, 10 ml	no	1.45
VECTASHIELD HardSet Antifade Mounting Medium	none	H-1400	10 ml	yes	1.36 (initial) 1.46 (cured)
	DAPI	H-1500	10 ml	yes	1.36 (initial) 1.46 (cured)
	TRITC-Phalloidin	H-1600	10 ml	yes	1.36 (initial) 1.46 (cured)
VECTASHIELD Vibrance Antifade Mounting Medium	none	H-1700	2 ml, 10 ml	yes	1.38 (initial) 1.47 (cured)
	DAPI	H-1800	2 ml, 10 ml	yes	1.38 (initial) 1.47 (cured)

## CITATIONS



Powered by Bioz © 2023 See more details on Bioz

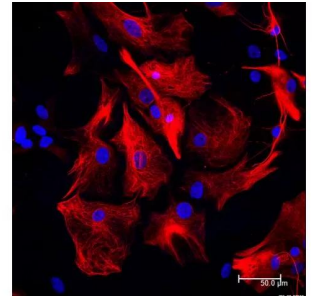
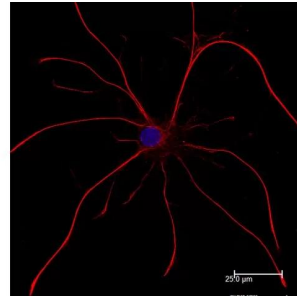
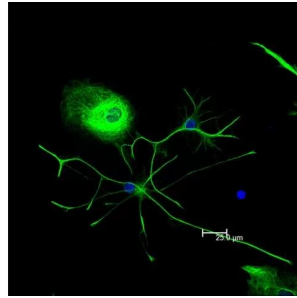
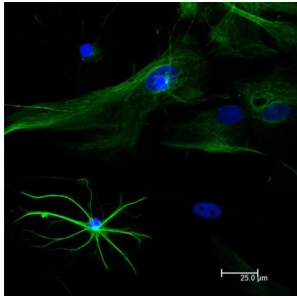
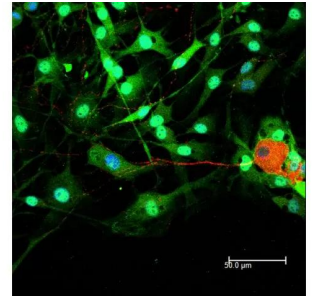
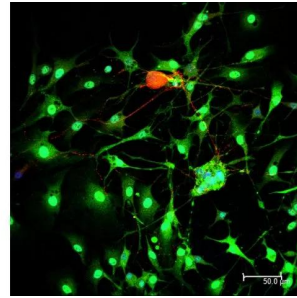
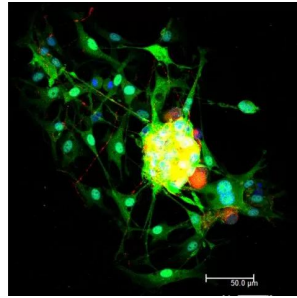
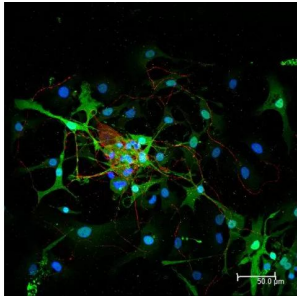
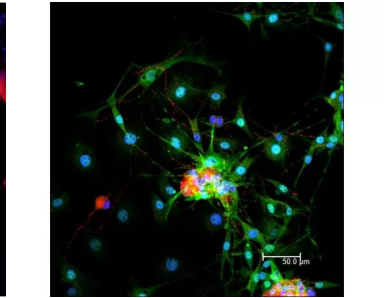
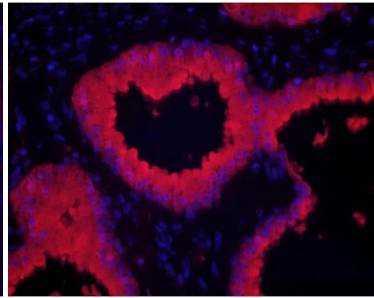
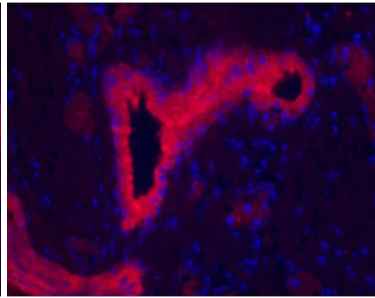
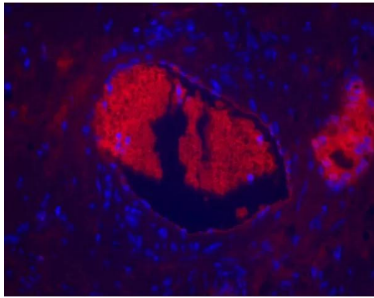
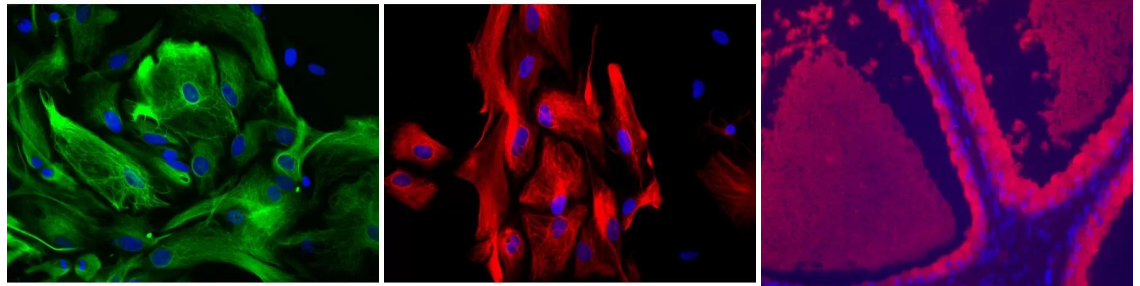
## DOCUMENTS

- [VECTASHIELD Fluorochrome Compatibility](#)
- [User Guide](#)
- [In Situ Hybridization Detection Protocol](#)
- [Safety Data Sheet](#)
- [Download CoA](#)
- [Datasheet](#)

**For research use only. Not intended for therapeutic or diagnostic use in animals or humans.**



## GALLERY IMAGES



**For research use only. Not intended for therapeutic or diagnostic use in animals or humans.**