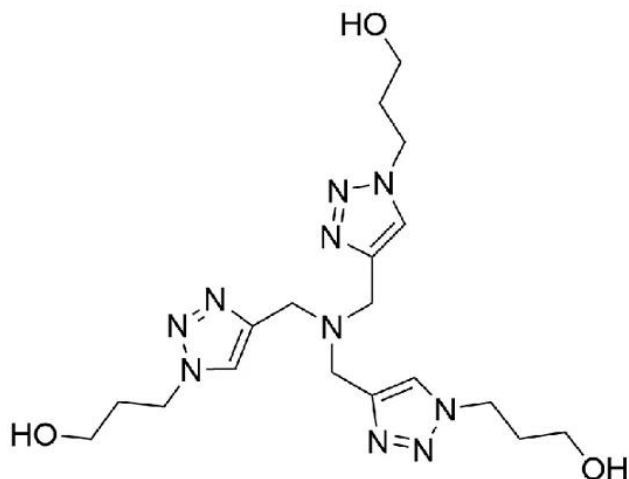




THPTA

SKU: CCT-1010



DESCRIPTION

THPTA (tris-hydroxypropyltriazolylmethylamine) is a water-soluble, very effective accelerating ligand for copper-catalyzed Alkyne-Azide click chemistry reactions (CuAAC). In addition to greatly enhancing the rate of CuAAC, THPTA minimizes perturbations to the physiological state of the cells or organisms probed and allows for the effective bioconjugation with suppressed cell cytotoxicity by further lowering Cu loading in the catalyst formulation. The water-soluble THPTA ligand further simplifies click chemistry by allowing the entire reaction to be run in water.

SPECIFICATIONS

CAS Number	760952-88-3
Molecular Weight	434.5
Appearance	Off-white to grey solid

For research use only. Not intended for therapeutic or diagnostic use in animals or humans.



Chemical Formula	C18H30N10O3
Purity	>95% (HPLC)
Unit Size	100 mg, 500 mg, 1000 mg, 5 g
Solubility	Water, DMSO, DMF, MeOH
Storage Instructions	-20C
Shipping Conditions	Ambient temperature
Shipping Instructions	Ambient temperature

SELECTED REFERENCES

1. Graham, A. J., *et al.* (2022). Extracellular Electron Transfer Enables Cellular Control of Cu(I)-Catalyzed Alkyne-Azide Cycloaddition. *ACS Cent Sci.*, **8 (2)**, 246-257. [[PubMed](#)]
2. Loebel, C., *et al.* (2022). Metabolic labeling of secreted matrix to investigate cell-material interactions in tissue engineering and mechanobiology. *Nat Protoc.*, **10.1038**, Online ahead of print. [[PubMed](#)]
3. Leach, R. W., *et al.* (2021). Activity-based RNA-modifying enzyme probing reveals DUS3L-mediated dihydrouridylation. *Nat Chem Biol.*, **17 (11)**, 1178-1187. [[PubMed](#)]
4. Buch-Larsen, S. C., *et al.* (2021). Chemical genetics and proteome-wide site mapping reveal cysteine MARYlation by PARP-7 on immune-relevant protein targets. *Elife*, **10**, e60480. [[PubMed](#)]
5. Kang, D., *et al.* (2021). Bioorthogonal Retro-Cope Elimination Reaction of N, N-Dialkylhydroxylamines and Strained Alkynes. *J Am Chem Soc.*, **143 (15)**, 5616-5621. [[PubMed](#)]
6. Bazrafshan, A. *et al.* (2021). DNA Gold Nanoparticle Motors Demonstrate Processive Motion with Bursts of Speed Up to 50 nm Per Second. *ACS Publications*, Online ahead of print. [[PubMed](#)]
7. Baskin, J. A., *et al.* (2021). A chemoproteomics approach to profile phospholipase D-derived phosphatidyl alcohol interactions. *Cambridge: Cambridge Open Engage*, This content is a preprint and has not been peer-reviewed. [[ChemRxiv.](#)]
8. Batrouni, A. G., *et al.* (2021). A palmitoylation code controls PI4KIII α complex formation and PI(4,5)P₂ homeostasis at the plasma membrane *bioRxiv*, This content is a preprint and has not been peer-reviewed. [[bioRxiv](#)]
9. Feng, S., *et al.* (2021). Combining Metabolic Alkyne Labeling and Click Chemistry for Secretome Analysis of Serum-Containing Conditioned Medium[†]. *Chin. J. Chem.*, **39**, 1843-1848. [[Wiley Online Library](#)]
10. Willems, L. I., *et al.* (2020). Tandem Bioorthogonal Labeling Uncovers Endogenous

For research use only. Not intended for therapeutic or diagnostic use in animals or humans.



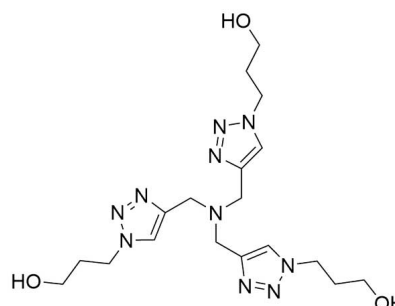
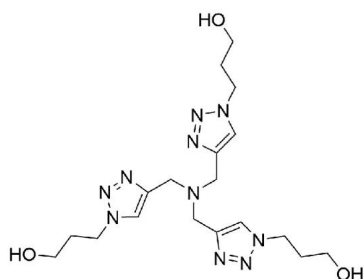
Cotranslationally O-GlcNAc Modified Nascent Proteins. *J Am Chem Soc.*, **142 (37)**, 15729-15739. [[PubMed](#)]

- Daughtry, J. L., *et al.* (2020). Clickable Galactose Analogues for Imaging Glycans in Developing Zebrafish. *ACS Chem Biol.*, **15 (2)**, 318-324. [[PubMed](#)]
- Tong, M., *et al.* (2020). Effective Method for Accurate and Sensitive Quantitation of Rapid Changes of Newly Synthesized Proteins. *Anal. Chem.*, **92(14)**, 10048-57. [[PubMed](#)]

DOCUMENTS

- [Safety Data Sheet](#)
- [Download CoA](#)
- [Datasheet](#)

GALLERY IMAGES



For research use only. Not intended for therapeutic or diagnostic use in animals or humans.