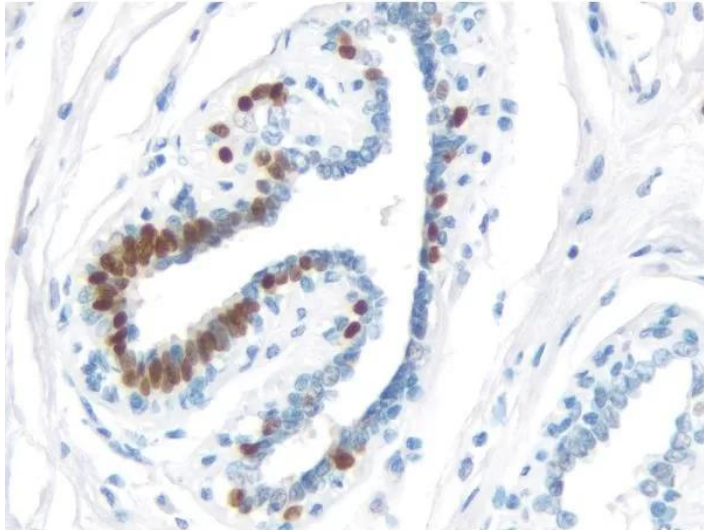




# **IMPRESS HRP UNIVERSAL ANTIBODY (HORSE ANTI-MOUSE/RABBIT IGG) POLYMER DETECTION KIT, PEROXIDASE**

**SKU:** MP-7500



---

## **DESCRIPTION**

The ImmPRESS polymerized reporter enzyme staining system uses novel conjugation and micropolymer chemistries to create a highly sensitive, ready-to-use, one-step detection system. This unique micropolymer of highly active enzyme is attached to our affinity purified secondary antibodies, producing reagents with outstanding sensitivity and low background.

### **Features:**

- Enhanced accessibility to nuclear and membrane antigens
- Ready-to-use in a convenient dropper bottle
- Shorter assay time
- Simplified multiple labeling
- Designed for use with both rabbit and mouse primary antibodies. Note: This antibody should

**For research use only. Not intended for therapeutic or diagnostic use in animals or humans.**



not be used to stain tissues from rodents or rabbits due to its reactivity with IgG present in the tissues of these species.

#### Kit Contents:

- ImmPRESS Universal Antibody (anti-mouse IgG/anti-rabbit IgG, Peroxidase) Polymer Reagent (made in horse, ready-to-use)
- 2.5% Normal Horse Serum for blocking (ready-to-use)The ImmPRESS (15 ml) Kit will stain approximately 75-150 sections and the ImmPRESS (50 ml) Kit will stain approximately 250-500 sections.

## SPECIFICATIONS

<b>Detection Enzyme</b>	Peroxidase
<b>Format</b>	Ready-to-Use
<b>Isolation Technology</b>	Micropolymer Reagents
<b>Unit Size</b>	15 ml, 50 ml
<b>Applications</b>	Immunohistochemistry / Immunocytochemistry, ELISAs, In situ hybridization
<b>Target Species</b>	Universal (Mouse/Rabbit)
<b>Conjugate</b>	Micropolymer HRP
<b>Source Species</b>	Universal (Mouse/Rabbit)

## TECHNICAL INFORMATION

The peroxidase micropolymers of the ImmPRESS HRP polymer reagent limit steric interference and provide enhanced accessibility to the target, avoiding the disadvantages of other polymer systems that use large dextrans or other macromolecules as backbones. The result is crisp, strong staining of antibody targets, especially nuclear and membrane antigens (such as Ki67, estrogen receptor, bcl-2, CD3, CD8 and CD10) and greater sensitivity than other polymer systems.

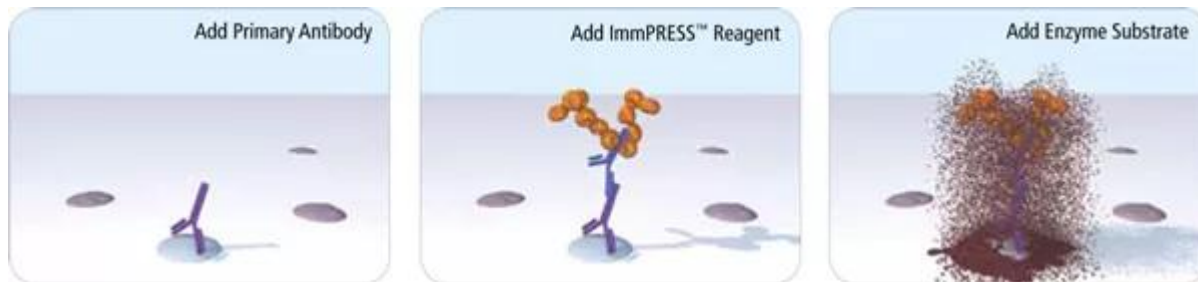
### Staining Procedure

The staining procedure is simple as shown in the diagram below. Following a blocking step with the diluted normal horse serum, sections are incubated with primary antibody. After a brief wash, the appropriate ImmPRESS Reagent is added to the sections and incubated for 30

**For research use only. Not intended for therapeutic or diagnostic use in animals or humans.**



minutes. Sections are again rinsed and the slides are developed with the peroxidase substrate of choice.



## Consider Species Cross-Reactivity

When choosing the optimal detection system for your application, it is important to consider not only the species of the primary antibody but also the species of the tissue. If the species of the primary antibody and the species of the tissue are closely related (e.g. rat and mouse), the secondary antibody may bind to endogenous IgG in the tissue section leading to background. The following options minimize background staining in these instances:

- Use a secondary antibody specifically adsorbed to remove cross-reacting antibodies of closely-related species (e.g. ImmPRESS Anti-Mouse IgG, Rat Adsorbed).
- Use the M.O.M.<sup>®</sup> ImmPRESS Kit (Cat. No. MP-2400) for applications of mouse primary antibodies on mouse tissue.

Product review on [Biocompare.com](http://Biocompare.com).

## CITATIONS



Powered by Bioz © 2023 See more details on Bioz

## DOCUMENTS

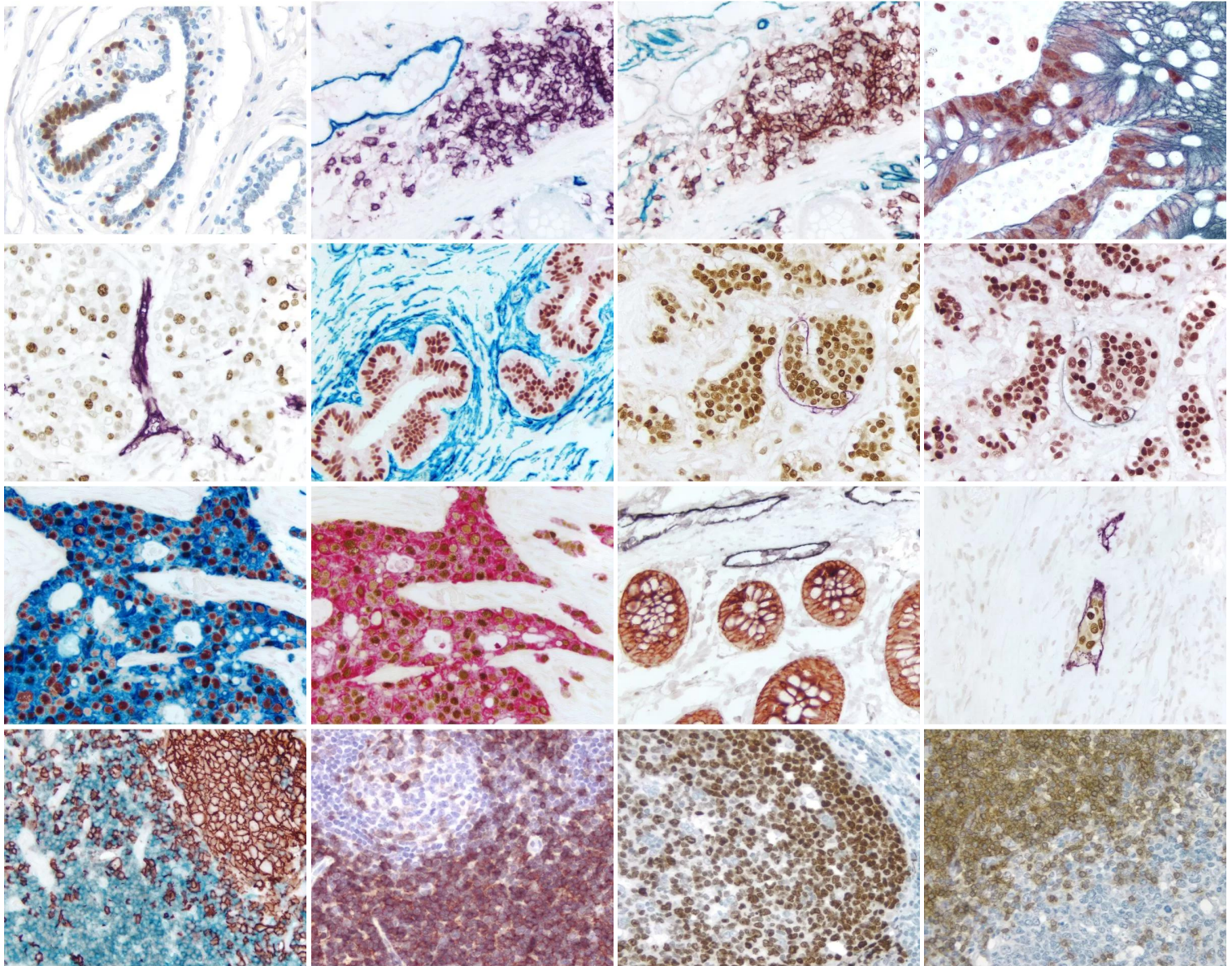
- [ImmPRESS Polymer & Automated Staining App. Note](#)
- [ImmPRESS Troubleshooting Guide](#)
- [User Guide](#)
- [Safety Data Sheet](#)

**For research use only. Not intended for therapeutic or diagnostic use in animals or humans.**



- [Download CoA](#)
- [Datasheet](#)

## GALLERY IMAGES



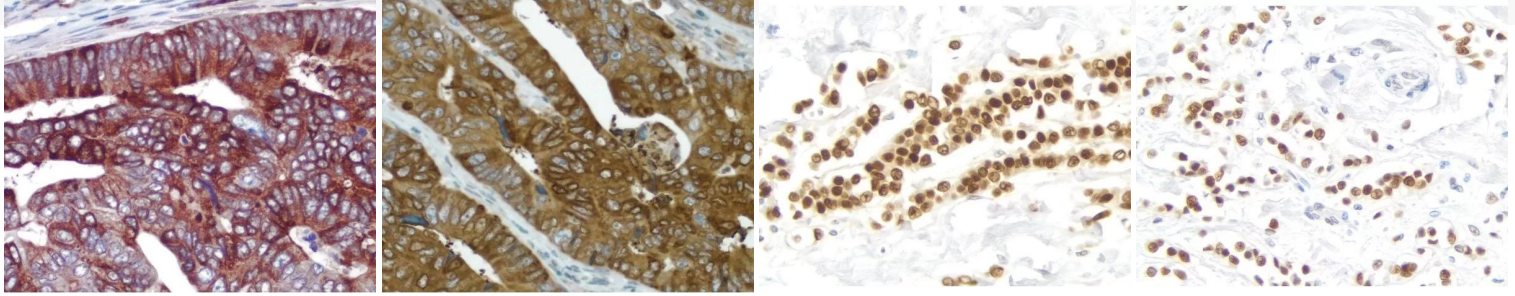
**For research use only. Not intended for therapeutic or diagnostic use in animals or humans.**



[www.vectorlabs.com](http://www.vectorlabs.com)

Email: [customerservice@vectorlabs.com](mailto:customerservice@vectorlabs.com)

Telephone: [\(650\) 697-3600](tel:(650)697-3600)



**For research use only. Not intended for therapeutic or diagnostic use in animals or humans.**

[ImmPRESS HRP Universal Antibody \(Horse Anti-Mouse/Rabbit IgG\) Polymer Detection Kit, Peroxidase](https://vectorlabs.com/products/immpress-hrp-anti-mouse-igg-anti-rabbit-igg/)

<https://vectorlabs.com/products/immpress-hrp-anti-mouse-igg-anti-rabbit-igg/>