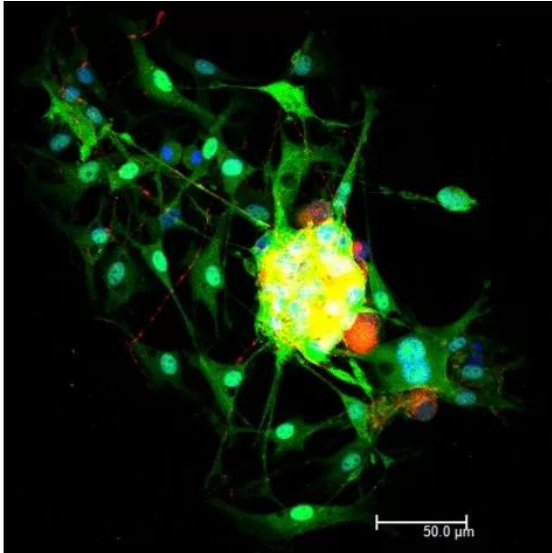




HORSE ANTI-MOUSE IGG ANTIBODY (H+L), DYLIGHT 549

SKU: DI-2549-1.5



DESCRIPTION

DyLight 549 Horse Anti-Mouse IgG Antibody can be used for immunofluorescence and other applications. Optimal F/P ratios have been established for each conjugate to ensure maximum fluorescence with minimal background staining.

Features:

- Recognizes both heavy and light chains (H+L)
- Optimally labeled with DyLight™ 549 to provide the brightest label for fluorescence microscopy
- Supplied in solution
- Excitation: 556 nm
- Emission: 571 nm
- Color: Orange

For research use only. Not intended for therapeutic or diagnostic use in animals or humans.



SPECIFICATIONS

Color of Fluorescence	Orange
Format	Concentrate
Formulation	10 mM HEPES, 0.15 M NaCl, pH 7.5, 0.08% sodium azide.
Maximum Emission	571 nm
Maximum Excitation	556 nm
Unit Size	1.5 mg
Storage Instructions	2-8 °C
Usage Summary	Recommended concentration range for use 5-20 µg/ml. If this antibody is to be used in tissues which may contain cross-reacting endogenous immunoglobulins, dilution of this antibody may be made in buffers containing 2% normal serum from the same species as the tissue.
Applications	Immunofluorescence, In situ hybridization, Blotting Applications, Flow Cytometry/Cell Separation
Target Species	Mouse
Concentration	1.5 mg active conjugate/ml
Conjugate	DyLight 549
Reactive Species	Horse
Source Species	Mouse
Host Species	Horse

TECHNICAL INFORMATION

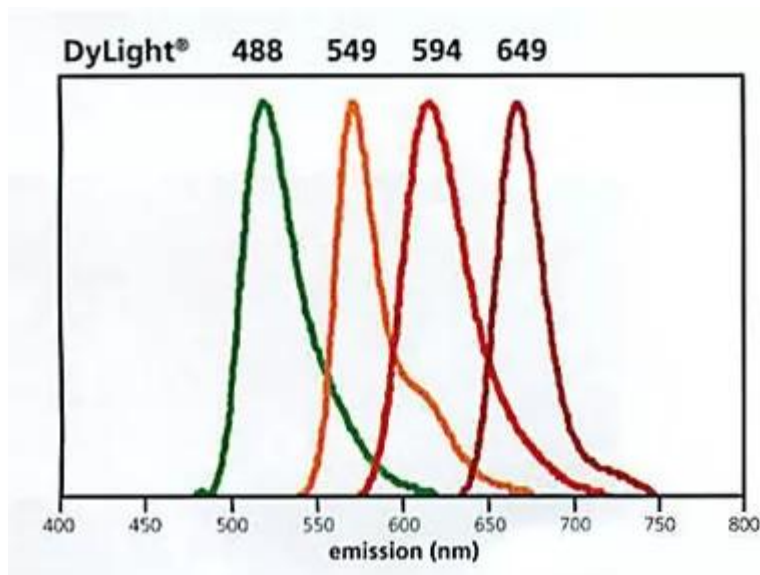
The anti-mouse Ig antibodies are prepared by hyperimmunizing animals in a manner that produces high affinity antibodies. These are then purified by an affinity chromatography procedure designed to remove any low affinity antibodies which may be present. Cross-reactivities that are likely to interfere with specific labeling are removed by solid-phase adsorption techniques. The final product is then subjected to rigorous quality control assays including immunodiffusion, solid-phase enzyme immunoassays, gel electrophoresis and solid-phase binding assays. In preparing the labeled antibodies, great care is taken to ensure the maximum degree of labeling with no alteration in the specificity and affinity of the antibody. The labeled antibody then undergoes a further series of quality control assays, including immunohistochemical analysis.

For research use only. Not intended for therapeutic or diagnostic use in animals or humans.



DyLight™ fluorescent dyes are direct alternatives to traditional fluorophores such as fluorescein (FITC) and rhodamine. The excitation and emission spectra parallel that of other commercially available fluorescent reagents allowing for easy substitution into an existing protocol without requiring any further instrumentation or filter sets.

DyLight™ dyes offer a number of potential advantages including greater photostability and brighter fluorescence. DyLight™ dyes are completely stable over a pH range of 4-9 making them compatible with many aqueous-based buffers and diluents. The DyLight™ dyes can be applied as single labels or in combination with other DyLight™ dyes and fluorophores as part of a multiple immunofluorescent antigen staining methodology. The DyLight™ dyes currently offered are DyLight™ 488 (green), DyLight™ 549 (orange), DyLight™ 594 (red), and DyLight™ 649 (far red).



Conjugate	Excitation maximum (nm)	Emission maximum (nm)	Spectrally similar dyes
DyLight 488	493	518	FITC, Alexa Fluor 488, Cy2
DyLight 549	556	571	TRITC, Alexa Fluor 555, Cy3
DyLight 594	592	617	Alexa Fluor 594, Texas Red
DyLight 649	655	670	Alexa Fluor 647, Cy5

CITATIONS

For research use only. Not intended for therapeutic or diagnostic use in animals or humans.

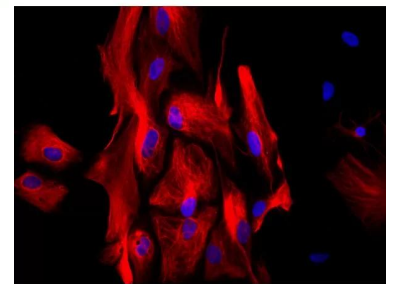
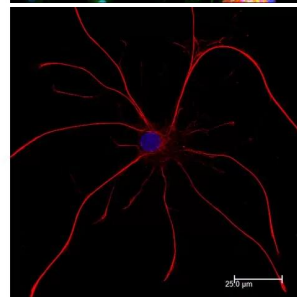
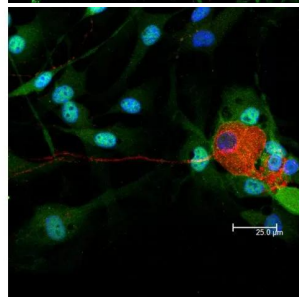
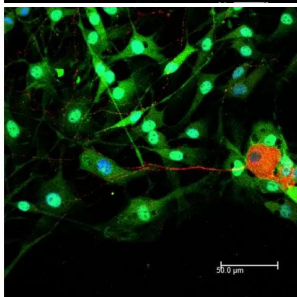
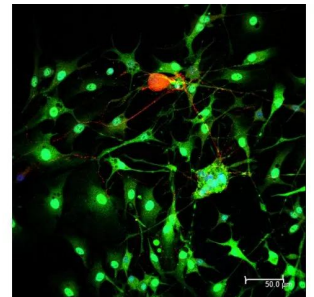
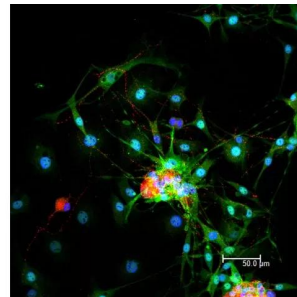
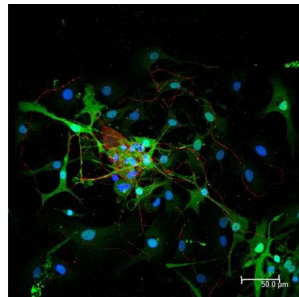
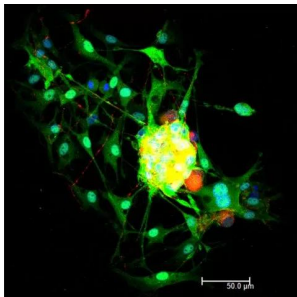


Powered by Bioz © 2023 See more details on Bioz

DOCUMENTS

- [Safety Data Sheet](#)
- [Download CoA](#)
- [Datasheet](#)

GALLERY IMAGES



For research use only. Not intended for therapeutic or diagnostic use in animals or humans.

[Horse Anti-Mouse IgG Antibody \(H+L\), DyLight 549](#)

<https://vectorlabs.com/products/dylight-549-horse-anti-mouse-igg/>