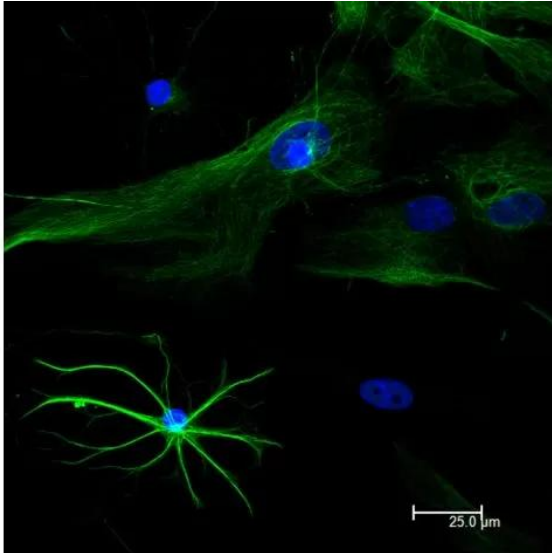




STREPTAVIDIN, DYLIGHT™ 488

SKU: SA-5488-1



DESCRIPTION

DyLight 488 Streptavidin can be used to detect biotinylated secondary antibodies and other macromolecules in applications such as immunofluorescence, *in situ* hybridization, or flow cytometry.

Features:

- Advantages of DyLight™ dyes include greater photostability, pH independence, and brighter fluorescence
- Excitation maximum: 493 nm
- Emission maximum: 518 nm
- Color: Green

For research use only. Not intended for therapeutic or diagnostic use in animals or humans.



SPECIFICATIONS

Color of Fluorescence	Green
Format	Concentrate
Formulation	10 mM HEPES, 0.15 M NaCl, pH 7.5, 0.08% sodium azide.
Maximum Emission	518 nm
Maximum Excitation	493 nm
Unit Size	1 mg
Storage Instructions	2-8 °C
Usage Summary	Recommended concentration range for use: 5-30 µg/ml. Avoid using RPMI 1640 or other biotin-containing solutions as diluents. Serum also can contain biotin and should not be added to diluents.
Applications	Immunofluorescence, In situ hybridization, Flow Cytometry/Cell Separation
Concentration	1.0 mg/ml active conjugate
Conjugate	DyLight 488

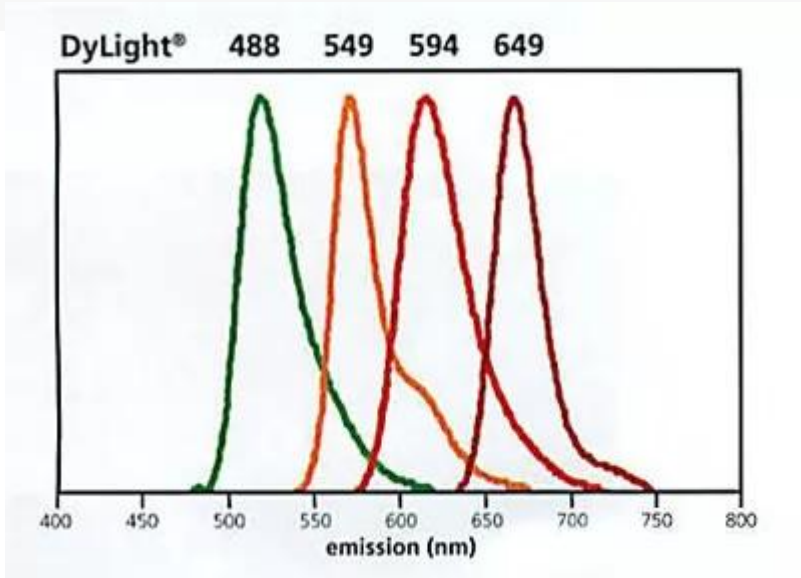
TECHNICAL INFORMATION

Vector Laboratories fluorochrome-conjugated streptavidin and avidin reagents are highly purified and possess very low non-specific binding properties. They have extremely high affinity for biotin.

Amplification of fluorescent signals can be easily achieved with our biotinylated secondary antibodies followed by our highly purified fluorochrome-labeled streptavidin or avidin. Using a biotin/avidin or biotin/streptavidin detection system results in an additional layer of amplification over a directly conjugated secondary antibody.

DyLight™ dyes offer several advantages including greater photostability, pH independence, and brighter fluorescence. We offer DyLight™ conjugated streptavidin for use in a variety of applications, in particular, cell- and tissue-based immunofluorescent detection. The DyLight™ conjugates are completely stable from pH 4 to pH 9, making them compatible with many aqueous-based buffers and diluents.

For research use only. Not intended for therapeutic or diagnostic use in animals or humans.



Conjugate	Excitation maximum (nm)	Emission maximum (nm)	Spectrally similar dyes
DyLight 488	493	518	FITC, Alexa Fluor 488, Cy2
DyLight 549	556	571	TRITC, Alexa Fluor 555, Cy3
DyLight 594	592	617	Alexa Fluor 594, Texas Red
DyLight 649	655	670	Alexa Fluor 647, Cy5

CITATIONS



Powered by Bioz © 2023 See more details on Bioz

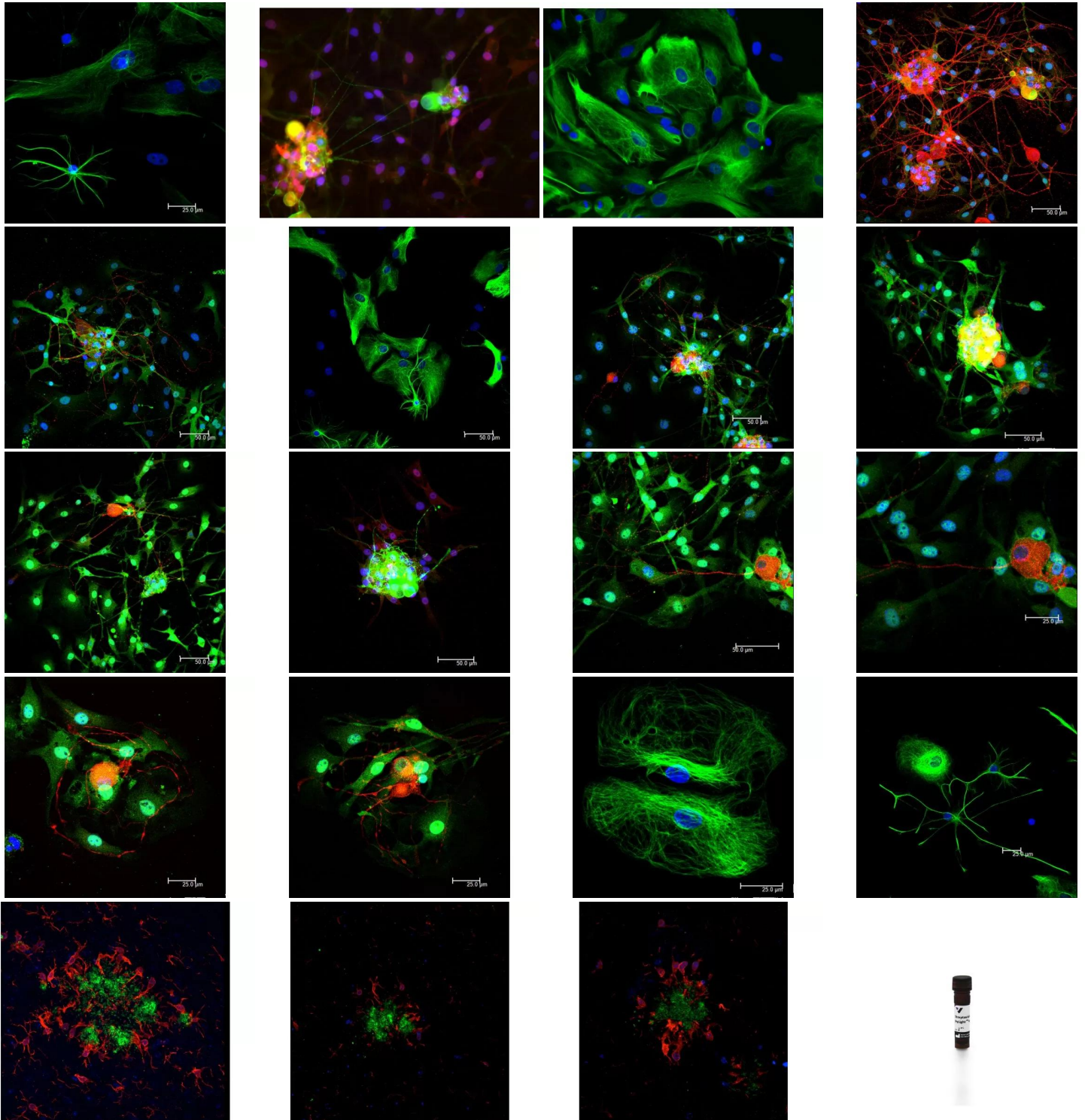
DOCUMENTS

- [Safety Data Sheet](#)
- [Download CoA](#)
- [Datasheet](#)

For research use only. Not intended for therapeutic or diagnostic use in animals or humans.



GALLERY IMAGES



For research use only. Not intended for therapeutic or diagnostic use in animals or humans.

[Streptavidin, DyLight™ 488](https://vectorlabs.com/products/dylight-488-streptavidin/)

<https://vectorlabs.com/products/dylight-488-streptavidin/>