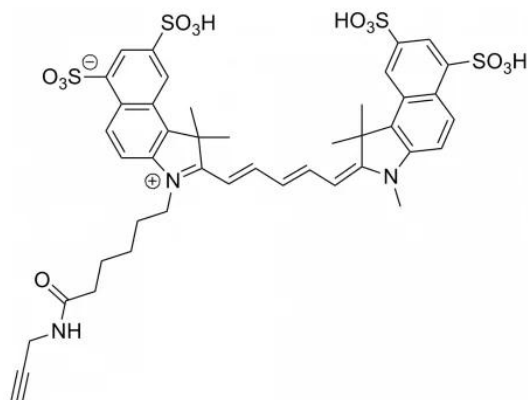




CY5.5 ALKYNE

SKU: CCT-1060



DESCRIPTION

The NIR-fluorescent Cy5.5 Alkyne can be reacted with azides (Ne) via a copper-catalyzed click reaction (CuAAC) forming a stable triazole and does not require elevated temperatures.

Cy5.5 Alkyne is a bright and photostable near-IR probe that spectrally similar to Alexa Fluor® 680, DyLight® 680, and IRDye® 680 dye. The Cy5.5 Alkyne is water-soluble, hydrophilic dye often a reagent of choice for assay where minimal non-specific binding and exceptional brightness is required. The fluorescence of Cy5.5 is pH insensitive from pH 4 to pH 10 and produces minimal autofluorescence of biological specimens in this region of the spectrum. Fluorescence of this long-wavelength Cyanine dye is not visible to the human eye but is readily detected by most imaging systems.

SPECIFICATIONS

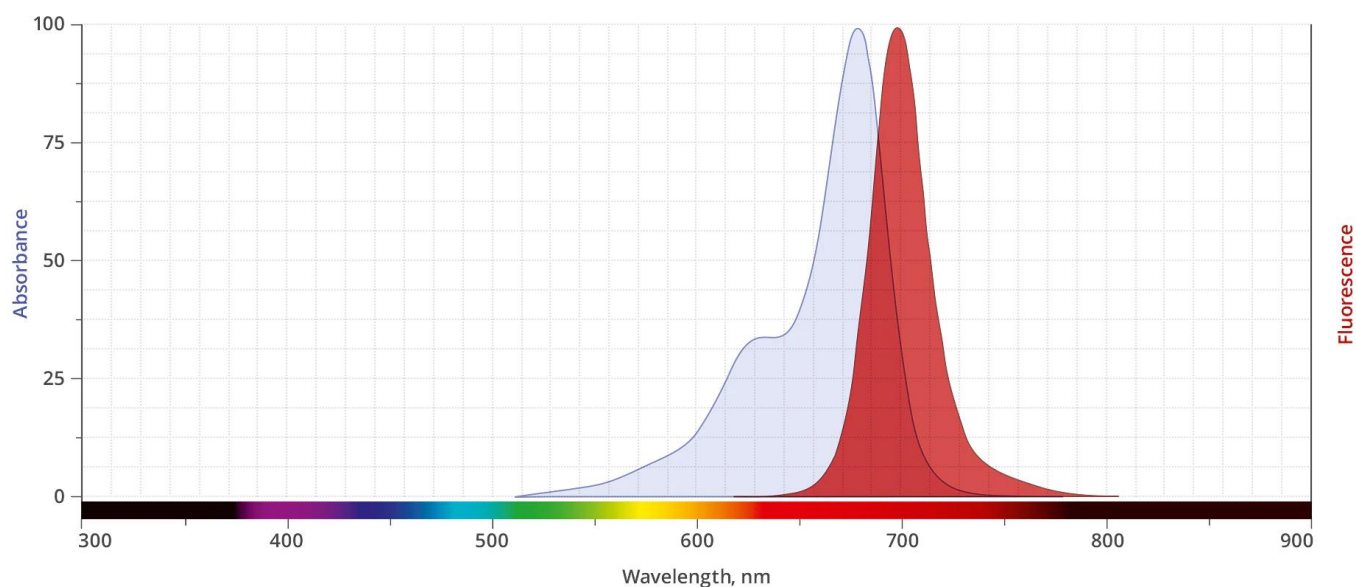
CAS Number	N/A
Molecular Weight	1243.66

For research use only. Not intended for therapeutic or diagnostic use in animals or humans.



Molecular Formula	C61H90N6O13S4
Appearance	Blue solid
Chemical Formula	C61H90N6O13S4
Extinction Coefficient	190,000
Purity	>95% (HPLC)
Unit Size	1 mg, 5 mg, 25 mg, 100 mg
Solubility	Water, DMSO, DMF
Storage Instructions	-20°C. Desiccate
Spectrally Similar Dyes	Alexa Fluor® 680, IRDye® 680RD, DyLight® 680
Excitation/Emission Maximum	673 nm / 694 nm
Shipping Conditions	Ambient temperature
Shipping Instructions	Ambient temperature

ABS/EM SPECTRA



SELECTED REFERENCES

1. Willems, L. I., *et al.* (2020). Tandem Bioorthogonal Labeling Uncovers Endogenous Cotranslationally *O*-GlcNAc Modified Nascent Proteins. *J Am Chem Soc.*, **142** (37),

For research use only. Not intended for therapeutic or diagnostic use in animals or humans.

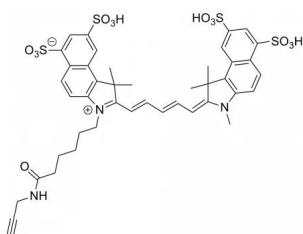


15729-15739. [[PubMed](#)]

DOCUMENTS

- [Safety Data Sheet](#)
- [Download CoA](#)
- [Datasheet](#)

GALLERY IMAGES



For research use only. Not intended for therapeutic or diagnostic use in animals or humans.