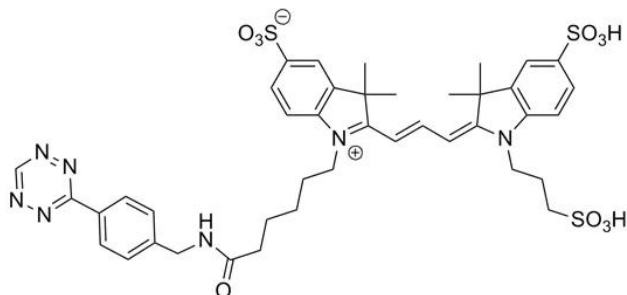




## CY3 TETRAZINE

SKU: CCT-1204



---

## DESCRIPTION

Tetrazines demonstrate exceptionally fast cycloaddition kinetics (up to  $30\,000\text{ M}^{-1}\text{ s}^{-1}$ ) with *trans*-cyclooctenes (TCO) as the dienophile, the fastest kinetics ever reported for any bioorthogonal reaction. In addition, inverse-Electron-Demand Diels-Alder reaction of tetrazines *trans*-cyclooctene forms a stable covalent bond and does not require Cu-catalyst or elevated temperatures. In applications such as *in vivo* cancer imaging or pre-targeted cell labeling studies where rapid reaction kinetics are desired, a faster hydrogen substituted Cy®3 Tetrazine probe would be a probe of choice.

Cy®3 is a bright, water-soluble, and pH insensitive orange-fluorescent dye that can be excited using the 532 nm or 555 nm laser line and visualized with TRITC (tetramethylrhodamine) filter sets. Cy3 conjugates give less background than TAMRA and most other commonly used fluorescent dyes.

Cy®Dye is a trademark of GE Healthcare.

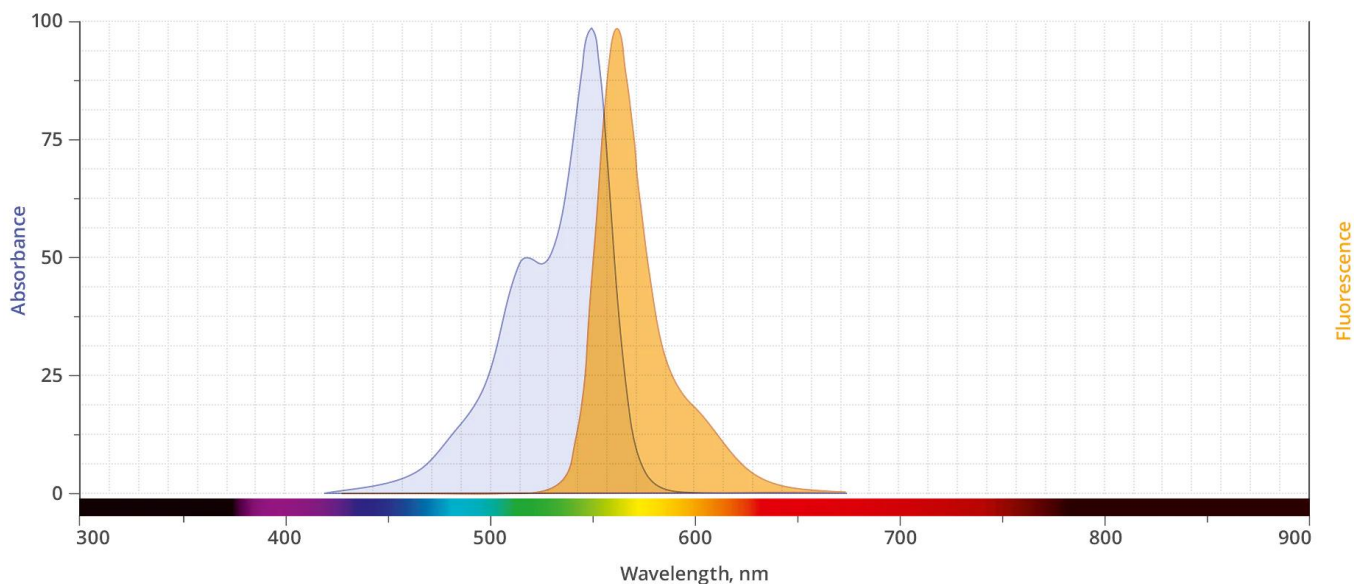
**For research use only. Not intended for therapeutic or diagnostic use in animals or humans.**



## SPECIFICATIONS

<b>CAS Number</b>	N/A
<b>Molecular Weight</b>	894.05
<b>Appearance</b>	Red solid
<b>Extinction Coefficient</b>	150,000
<b>Purity</b>	>95% (HPLC)
<b>Unit Size</b>	1 mg, 5 mg, 25 mg
<b>Solubility</b>	Water, DMSO, DMF
<b>Storage Instructions</b>	-20°C. Desiccate
<b>Spectrally Similar Dyes</b>	Alexa Fluor® 555, CF® 555 Dye, DyLight®555
<b>Laser Line</b>	532 or 555 nm
<b>Excitation/Emission Maximum</b>	553/569 nm
<b>Shipping Conditions</b>	Ambient temperature
<b>Shipping Instructions</b>	Ambient temperature

## ABS/EM SPECTRA



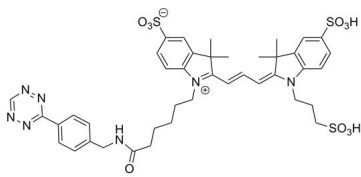
For research use only. Not intended for therapeutic or diagnostic use in animals or humans.



## DOCUMENTS

- [Safety Data Sheet](#)
- [Download CoA](#)
- [Datasheet](#)

## GALLERY IMAGES



**For research use only. Not intended for therapeutic or diagnostic use in animals or humans.**