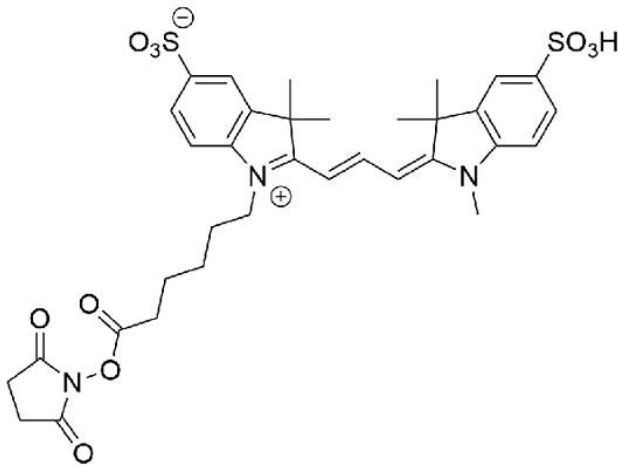




CY3 NHS ESTER

SKU: FP-1301



DESCRIPTION

488/532



Laser
line

TRITC



Common
filter set

555



Excitation
max

580



Emission
max

Cy3 NHS Ester (also sold under Sulfo-Cyanine3 NHS ester name) is a bright, water-soluble, and pH insensitive from pH 4 to pH 10 orange-fluorescent dye. Cy3 conjugates of antibodies, peptides, and proteins can be excited using the 532 nm or 555 nm laser line and visualized with TRITC (tetramethylrhodamine) filter sets. Cy3 conjugates give less background than TAMRA and

For research use only. Not intended for therapeutic or diagnostic use in animals or humans.



most other commonly used fluorescent dyes.

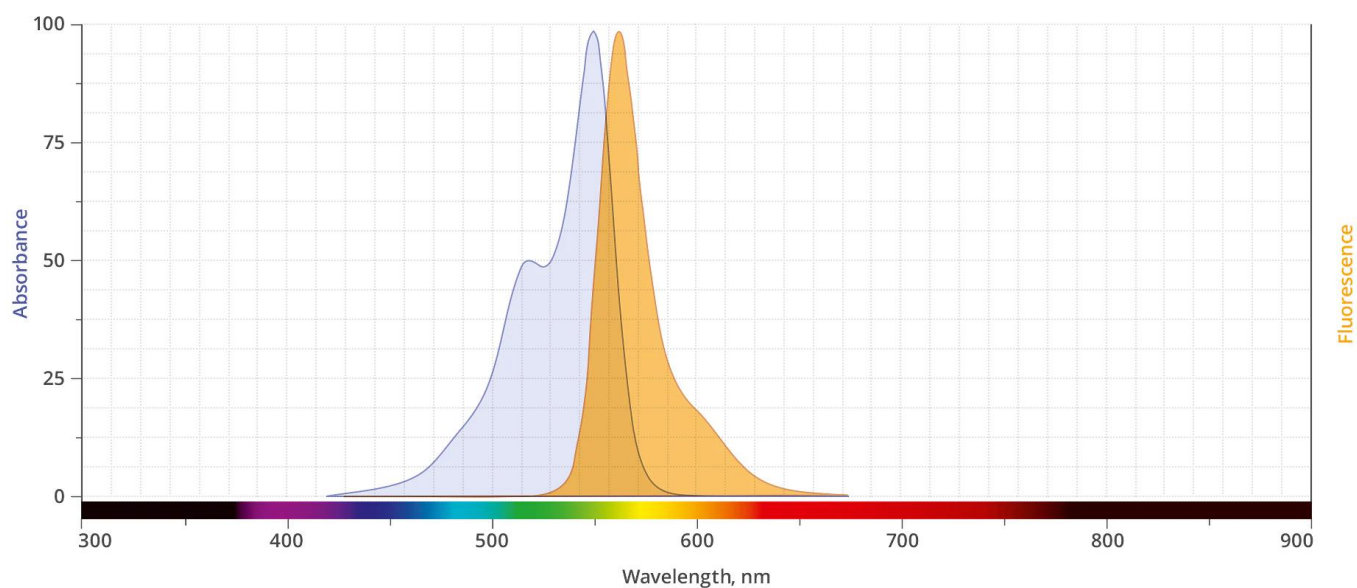
The NHS ester (or succinimidyl ester) is the most popular amine reactive group for labeling with the primary amines of proteins (Lys), amine-modified oligonucleotides, and other amine-containing molecules. Cy3 NHS ester is not recommended for labeling proteins at high molar ratios due to significant self-quenching, and is only recommended for detection of moderate-to-high abundance targets. For detection of low-abundance biological targets we recommend using AZDye 555 NHS Ester (Alexa Fluor® 555 analog), which can be attached to proteins at high molar ratios without significant self-quenching, enabling brighter conjugates and more sensitive detection.

SPECIFICATIONS

Molecular Weight	713.82
Extinction Coefficient	150,000 cm ⁻¹ M ⁻¹
Reactivity	Primary amine
Unit Size	1 mg, 5 mg, 25 mg, 100 mg
Solubility	Water, DMSO, DMF
Storage Instructions	-20°C.
Spectrally Similar Dyes	Cy3, DyLight® 555, Alexa Fluor® 555
Excitation/Emission Maximum	555/572 nm
Shipping Conditions	Ambient temperature
Shipping Instructions	Ambient temperature

ABS/EM SPECTRA

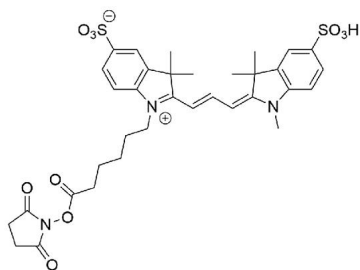
For research use only. Not intended for therapeutic or diagnostic use in animals or humans.



DOCUMENTS

- [Safety Data Sheet](#)
- [Datasheet](#)

GALLERY IMAGES



For research use only. Not intended for therapeutic or diagnostic use in animals or humans.