



BIOTIN (LONG ARM) HYDRAZIDE

SKU: SP-1100-50



DESCRIPTION

Biotin (Long Arm) Hydrazide (SP-1100) reacts with aldehyde groups and thus can be used to label carbohydrate groups present in a wide variety of macromolecules. The spacer arm in this product allows optimal accessibility of avidin or streptavidin conjugates to biotin.

Features:

- Can be incorporated into RNA at the 3' end (after oxydation or 3' ribose)

SPECIFICATIONS

Molecular Weight	371.5
Unit Size	50 mg
Species	Carbohydrate, RNA

For research use only. Not intended for therapeutic or diagnostic use in animals or humans.



Storage Instructions	2-8 °C (desiccated). Once in solution, store frozen.
Tag/Group Incorporated	Biotin
Safety Title	WARNING: NA – www.P65Warnings.ca.gov
Source Species	Carbohydrate, RNA

TECHNICAL INFORMATION

Polysaccharides, glycoproteins, or glycolipids

Biotin can be incorporated into viruses, bacteria, or animal and plant cells via their surface carbohydrate groups.

Incorporation of Biotin (Long Arm) Hydrazide occurs onto sugars containing unsubstituted vicinal hydroxyl groups that are usually present at the non-reducing termini of the oligosaccharide.

Coupling of biotin is accomplished in two steps:

1. A brief treatment of the saccharide with periodate (not included) produces aldehyde groups on the sugars containing unsubstituted vicinal hydroxyl groups.
2. Biotin (Long Arm) Hydrazide reacts with the aldehyde groups, producing a stable linkage between the saccharide and biotin.

RNA 3'End Labeling

RNA can be specifically labeled with biotin at the 3' end. The two-step procedure involves:

1. Mild oxidation of the ribose located at the 3' end of RNA, the only ribose susceptible to periodate oxidation. The bond between the 2 and 3 hydroxyl groups on the ribose is cleaved, generating two aldehyde groups.
2. Reaction of both aldehyde groups with Biotin (Long Arm) Hydrazide, introducing two biotins at the 3 end.

Proteins and other molecules

This reagent can also be used to couple biotin to carboxyl groups on proteins and other molecules using a carbodiimide coupling method.

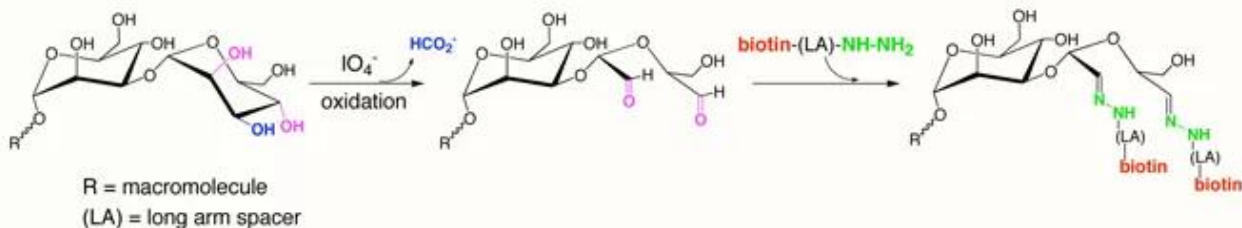
For research use only. Not intended for therapeutic or diagnostic use in animals or humans.



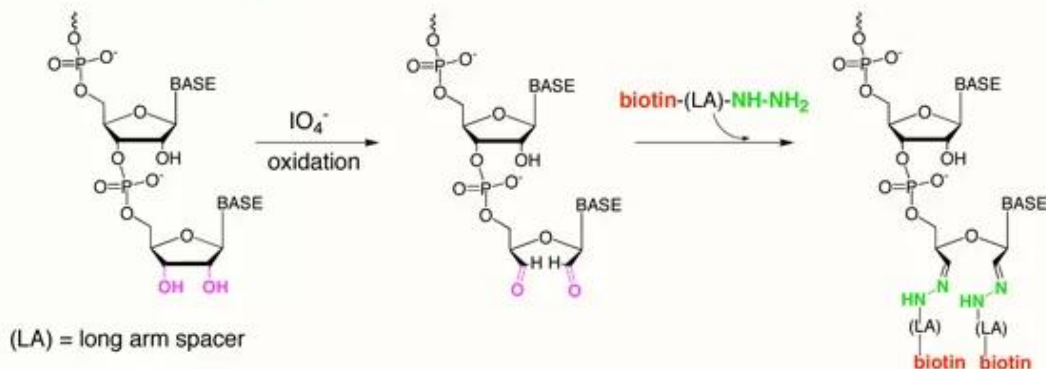
Other materials

Initial activation of a material such as plastics with glutaraldehyde allows subsequent incorporation of Biotin (Long Arm) Hydrazide onto the surface.

Saccharide, Glycoprotein, or Glycolipid Labeling



RNA 3' End Labeling



CITATIONS



Powered by Bioz © 2023 See more details on Bioz

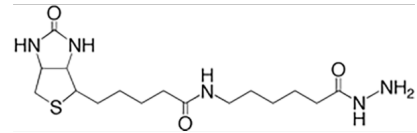
DOCUMENTS

- [User Guide](#)
- [Safety Data Sheet](#)
- [Download CoA](#)
- [Datasheet](#)

For research use only. Not intended for therapeutic or diagnostic use in animals or humans.



GALLERY IMAGES



For research use only. Not intended for therapeutic or diagnostic use in animals or humans.