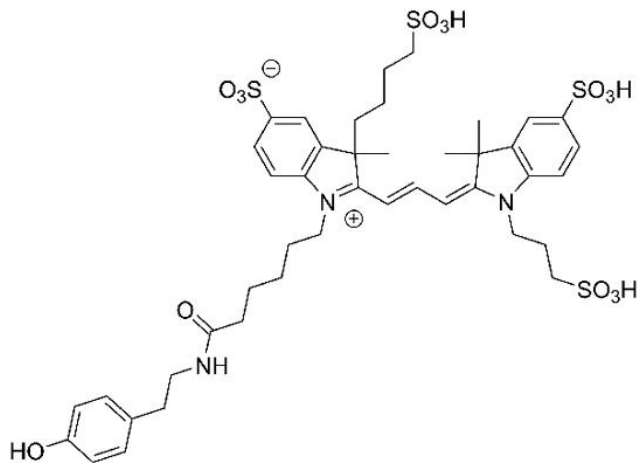




# **AZDYE 555 TYRAMIDE**

**SKU:** CCT-1540



---

## **DESCRIPTION**

Orange fluorescent reagent widely used for tyramide signal amplification (TSA) in IHC, ICC, FISH and multicolor FISH. Tyramide signal amplification (TSA) has proven to be a particularly versatile and powerful enzyme amplification technique with improved assay sensitivity. TSA is based on the ability of HRP, in the presence of low concentrations of hydrogen peroxide, to convert labeled tyramine-containing substrate into an oxidized, highly reactive free radical that can covalently bind to tyrosine residues at or near the HRP.

AZDye™ 555 Tyramide (Alexa Fluor® 555 Tyramide equivalent) is a component of many tyramide signal amplification kits, including SuperBoost®. This reagent can be used with any antibody conjugated to HRP for tyramide signal amplification for detection of low abundance targets in multiplexable fluorescent immunocytochemistry (ICC), immunohistochemistry (IHC), and in situ hybridization (ISH).

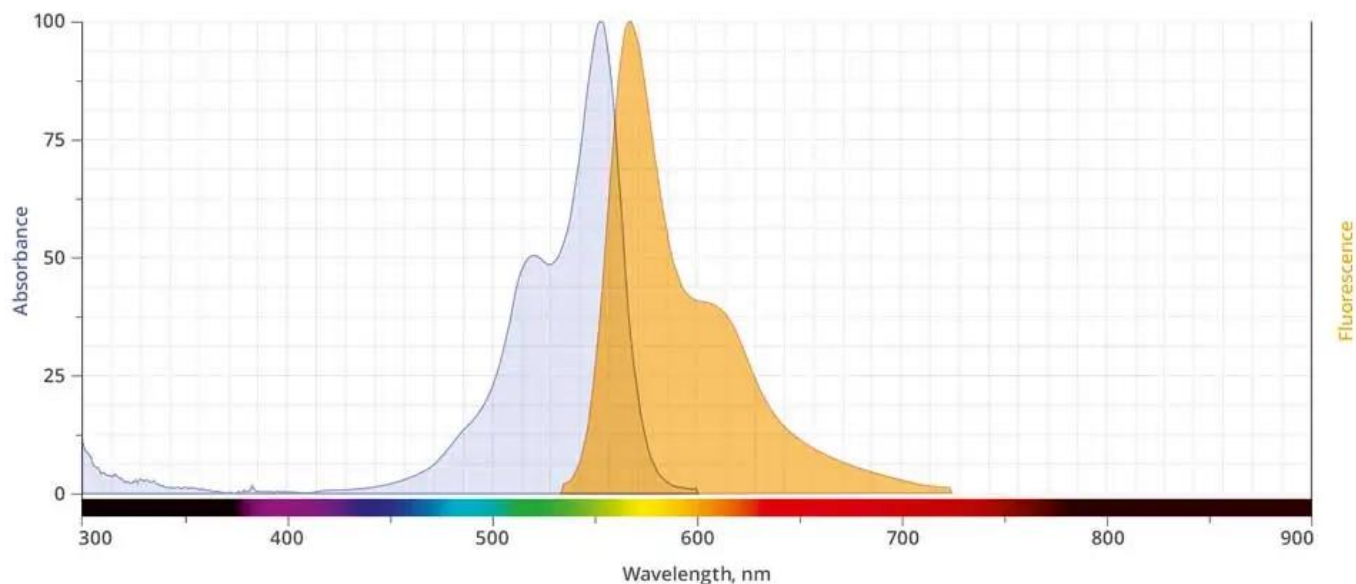
**For research use only. Not intended for therapeutic or diagnostic use in animals or humans.**



## SPECIFICATIONS

<b>CAS Number</b>	N/A
<b>Molecular Weight</b>	966.16 (protonated)
<b>Appearance</b>	Red solid
<b>Extinction Coefficient</b>	155,000
<b>Unit Size</b>	150 slides, 1500 slides
<b>Solubility</b>	Water, DMSO, DMF
<b>Storage Instructions</b>	-20°C. Desiccate
<b>Spectrally Similar Dyes</b>	Alexa Fluor® 555, CF® 555, DyLight® 549, Cy3 Dye
<b>Laser Line</b>	532 nm or 555 nm
<b>Excitation/Emission Maximum</b>	555/572 nm
<b>Shipping Conditions</b>	Ambient temperature
<b>Shipping Instructions</b>	Ambient temperature

## ABS/EM SPECTRA



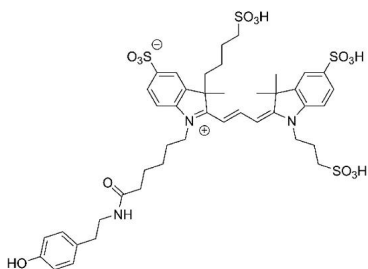
**For research use only. Not intended for therapeutic or diagnostic use in animals or humans.**



## DOCUMENTS

- [Safety Data Sheet](#)
- [Datasheet](#)

## GALLERY IMAGES



**For research use only. Not intended for therapeutic or diagnostic use in animals or humans.**