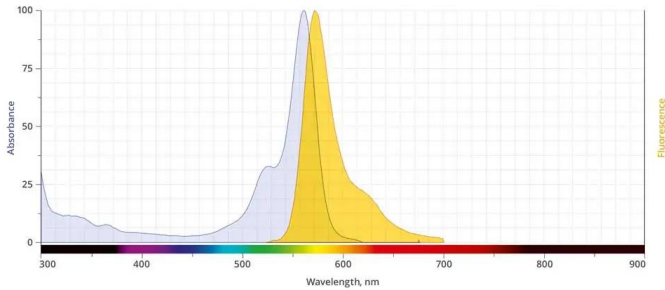




AZDYE 546 DBCO

SKU: CCT-1286



DESCRIPTION

AZDye™ 546 DBCO is an azide reactive probe that can be used for imaging azide-tagged biomolecules via a copper-free “click reaction”. DBCO moiety reacts with azides to form a stable triazole and does not require Cu-catalyst or elevated temperatures. Often a reagent of choice in live cell surface glycans and lipids studies where the presence of cytotoxic copper catalyst is not acceptable. In application where the presence of copper is a concern AZDye™ 546 DBCO is an ideal alternative to copper requiring fluorescent alkynes.

AZDye™ 546 is water-soluble, and pH-insensitive from pH 4 to pH 10 orange-fluorescent dye with absorption and emission maxima at 554 and 570 nm, respectively. It can be used with the 488 nm and 532 nm laser lines. AZDye™ 546 dye conjugated to a variety of antibodies, peptides, proteins, tracers, and amplification substrates often used for generation of stable signal in imaging and flow cytometry.

AZDye™ 546 dye is spectrally almost identical Alexa Fluor® 546, CF 543 and TAMRA.

SPECIFICATIONS

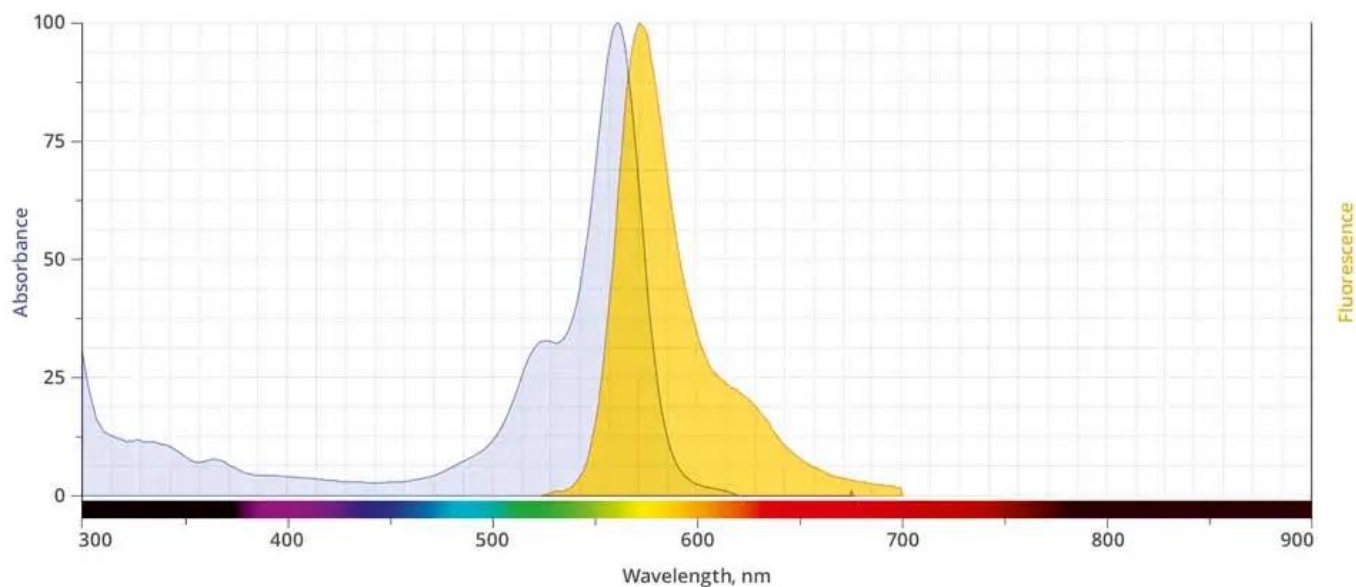
| | |
|-------------------------|--------|
| CAS Number | N/A |
| Molecular Weight | 1006.5 |

For research use only. Not intended for therapeutic or diagnostic use in animals or humans.



| | |
|------------------------------------|--------------------------------------|
| Appearance | Red solid |
| Extinction Coefficient | 110,000 |
| Purity | >95% (HPLC) |
| Unit Size | 1 mg, 5 mg, 25 mg |
| Solubility | Water, DMSO, DMF |
| Storage Instructions | -20°C. Desiccate |
| Spectrally Similar Dyes | Alexa Fluor® 546, Atto™ 546, CF® 546 |
| Laser Line | 532 nm |
| Excitation/Emission Maximum | 554/570 nm |
| Shipping Conditions | Ambient temperature |
| Shipping Instructions | Ambient temperature |

ABS/EM SPECTRA



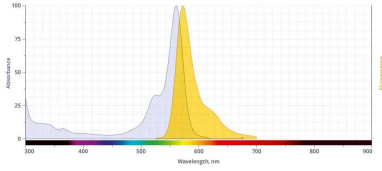
DOCUMENTS

- [Safety Data Sheet](#)
- [Download CoA](#)
- [Datasheet](#)

For research use only. Not intended for therapeutic or diagnostic use in animals or humans.



GALLERY IMAGES



For research use only. Not intended for therapeutic or diagnostic use in animals or humans.