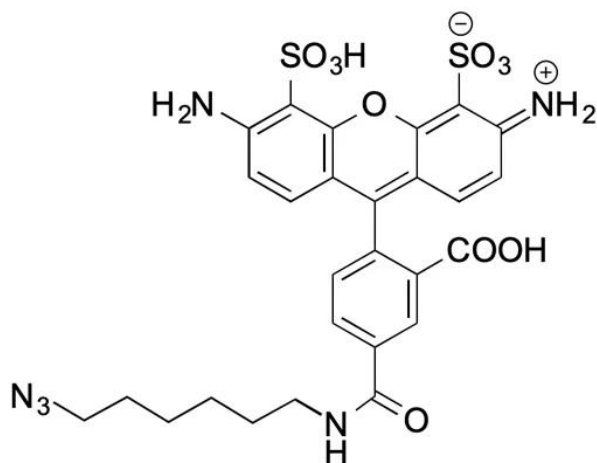




AZDYE 488 AZIDE

SKU: CCT-1275



DESCRIPTION

AZDye™ 488 Azide is a bright, green-fluorescent azide-activated probe that reacts with terminal alkynes via a copper-catalyzed click reaction (CuAAC). It also reacts with strained cyclooctyne via a copper-free click chemistry reaction to form a stable triazole and does not require Cu-catalyst or elevated temperatures.

AZDye™ 488 is a bright, and highly photostable, green-fluorescent probe optimally excited by the 488 nm laser line. This probe is water-soluble and its fluorescence is pH independent over a wide pH range. The brightness and photostability of blue dyes are best suited to direct imaging of low-abundance targets. AZDye™ 488 is structurally identical to Alexa Fluor® 488 Azide. Its absorption/emission spectra is a perfect match to spectra of many other fluorescent dyes based on sulfonated rhodamine 110 core, including DyLight® 488, Alexa Fluor® 488 and CF® 488 Dye.

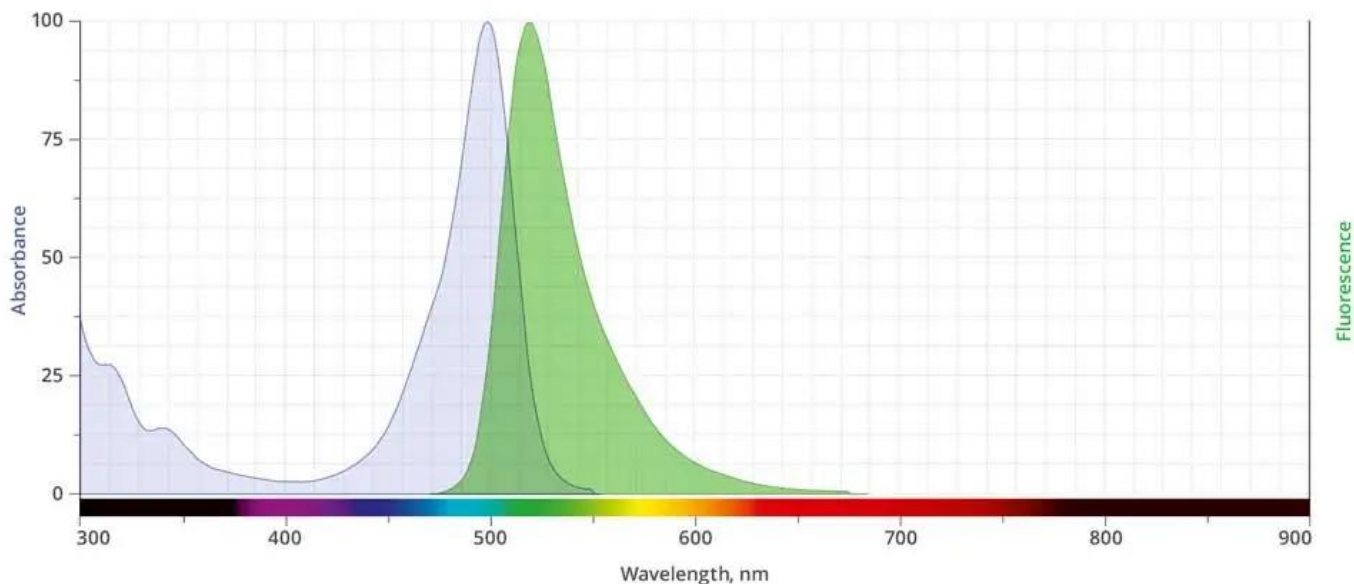
For research use only. Not intended for therapeutic or diagnostic use in animals or humans.



SPECIFICATIONS

CAS Number	N/A
Molecular Weight	658.66 (protonated)
Appearance	Orange to light red solid
Extinction Coefficient	73,000
Purity	>95% (HPLC)
Unit Size	1 mg, 5 mg, 25 mg
Solubility	Water, DMSO, DMF
Storage Instructions	-20°C. Desiccate
Spectrally Similar Dyes	FAM, Alexa Fluor® 488, Atto™ 488, CF® 488A Dye, DyLight® 488
Laser Line	488 nm
Excitation/Emission Maximum	494/517 nm
Shipping Conditions	Ambient temperature
Shipping Instructions	Ambient temperature

ABS/EM SPECTRA



For research use only. Not intended for therapeutic or diagnostic use in animals or humans.



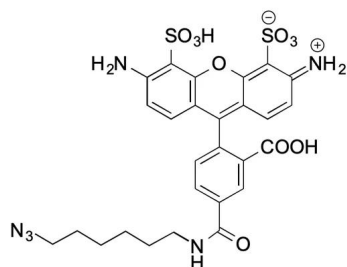
SELECTED REFERENCES

1. Schuler, D., *et al.* (2021). Differential Labeling of Chemically Modified Peptides and Lipids among Cyanobacteria *Planktothrix* and *Microcystis*. *Microorganisms*, **9**, 1578. [[MDPI](#)]
2. Heybrock, S., *et al.* (2021). S-palmitoylation determines TMEM55B-dependent positioning of lysosomes. *J Cell Sci.*, **135 (5)**, jcs258566. [[PubMed](#)]
3. Baskin, J. A., *et al.* (2021). A chemoproteomics approach to profile phospholipase D-derived phosphatidyl alcohol interactions. *Cambridge: Cambridge Open Engage*, This content is a preprint and has not been peer-reviewed. [[ChemRxiv.](#)]

DOCUMENTS

- [Safety Data Sheet](#)
- [Download CoA](#)
- [Datasheet](#)

GALLERY IMAGES



For research use only. Not intended for therapeutic or diagnostic use in animals or humans.