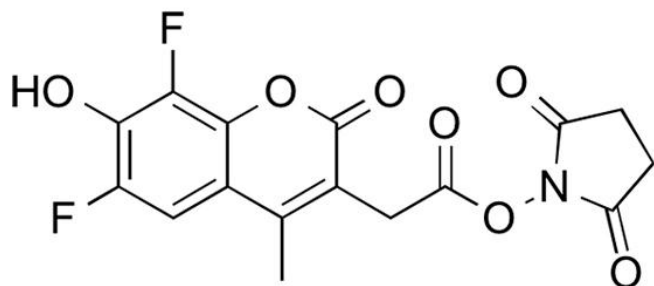




6,8-DIFLUORO-7-HYDROXY-4-METHYLCOUMARIN NHS ESTER

SKU: FP-1242



DESCRIPTION



6,8-Difluoro-7-hydroxy-4-methylcoumarin NHS Ester (Marina Blue® NHS Ester) exhibit bright blue fluorescence emission near 460 nm is optimally excited by the intense 365 nm spectra line of the mercury-arc lamp and detect optimally with DAPI optical filter sets. Because the pKa value of 6,8-Difluoro-7-hydroxy-4-methylcoumarin derivatives are 2-3 log units lower compared to those of the corresponding 7-hydroxycoumarin conjugates, 6,8-Difluoro-7-hydroxy-4-methylcoumarin conjugates are strongly fluorescent even at neutral pH.

6,8-Difluoro-7-hydroxy-4-methylcoumarin NHS Ester reacts specifically and efficiently with a primary amine (e.g., side chain of lysine residues or aminosilane-coated surfaces) at pH 7-9 to

For research use only. Not intended for therapeutic or diagnostic use in animals or humans.

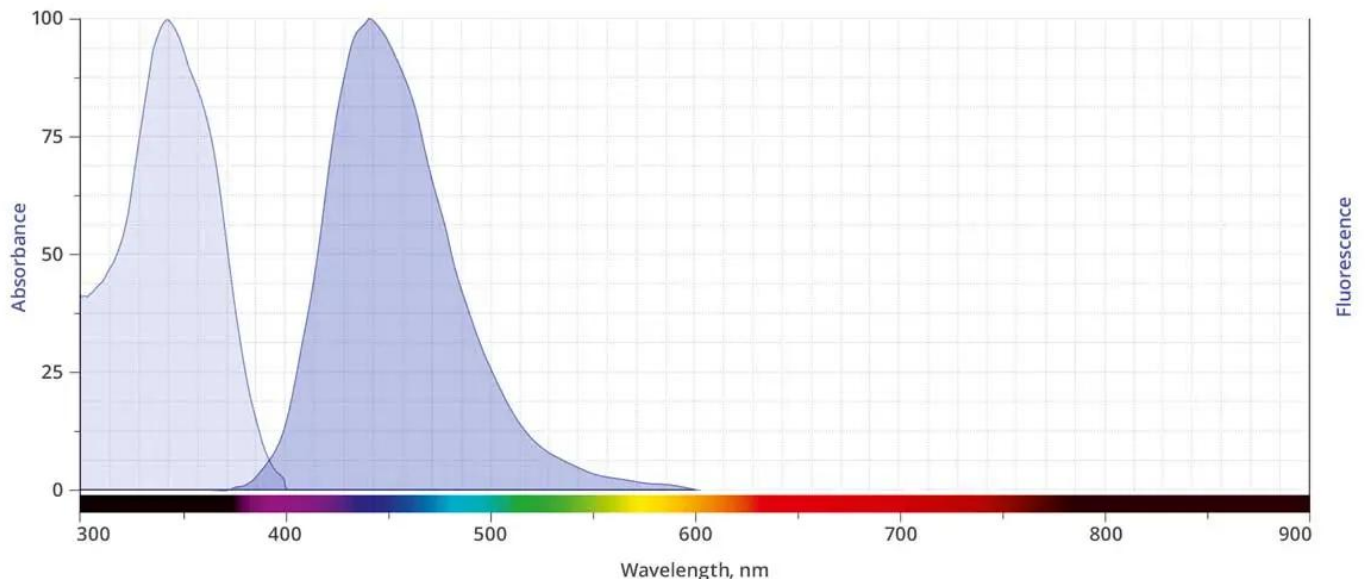


form a stable, covalent amide bond. The NHS ester (or succinimidyl ester) is the most popular tool for conjugating dyes to the primary amines of protein or antibody (Lys), amine-modified oligonucleotides, and other amine-containing molecules.

SPECIFICATIONS

| | |
|------------------------------------|---|
| Molecular Weight | 367.26 |
| Extinction Coefficient | 19,000 cm ⁻¹ M ⁻¹ |
| Reactivity | Primary amines |
| Unit Size | 5 mg, 25 mg, 100 mg |
| Solubility | DMSO, DMF |
| Storage Instructions | -20°C. |
| Spectrally Similar Dyes | Alexa Fluor® 350, AMCA, DyLight® 350 |
| Excitation/Emission Maximum | 365/460 nm |
| Shipping Conditions | Ambient temperature |
| Shipping Instructions | Ambient temperature |

ABS/EM SPECTRA



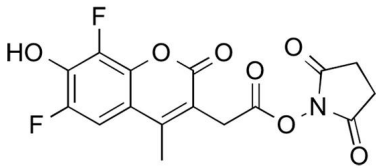
For research use only. Not intended for therapeutic or diagnostic use in animals or humans.



DOCUMENTS

- [Safety Data Sheet](#)
- [Datasheet](#)

GALLERY IMAGES



For research use only. Not intended for therapeutic or diagnostic use in animals or humans.