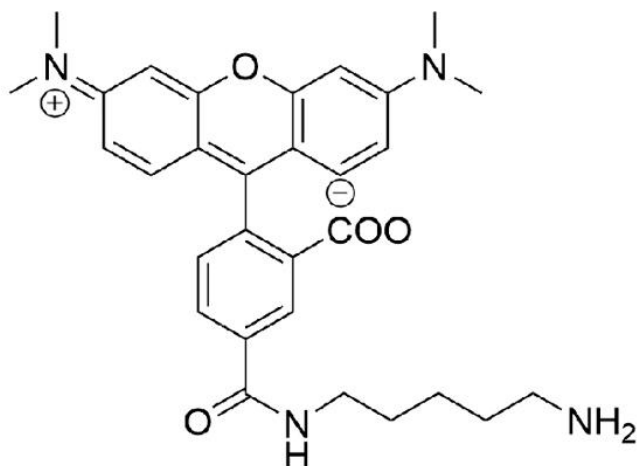




5-TAMRA CADAVERINE

SKU: FP-1261



DESCRIPTION

488/532



Laser
line

TRITC



Common
filter set

556



Excitation
max

573



Emission
max

5-TAMRA cadaverine can be used to modify a carboxylic acid group in the presence of activators (e.g. EDC, or DCC) or activated esters (e.g. NHS esters) through a stable amide bond. It can also be reversibly coupled to aldehydes and ketones to form a Schiff base – which can be reduced to a generate a stable amine derivative by sodium borohydride (NaBH_4) or sodium cyanoborohydride (NaCNH_3).

For research use only. Not intended for therapeutic or diagnostic use in animals or humans.



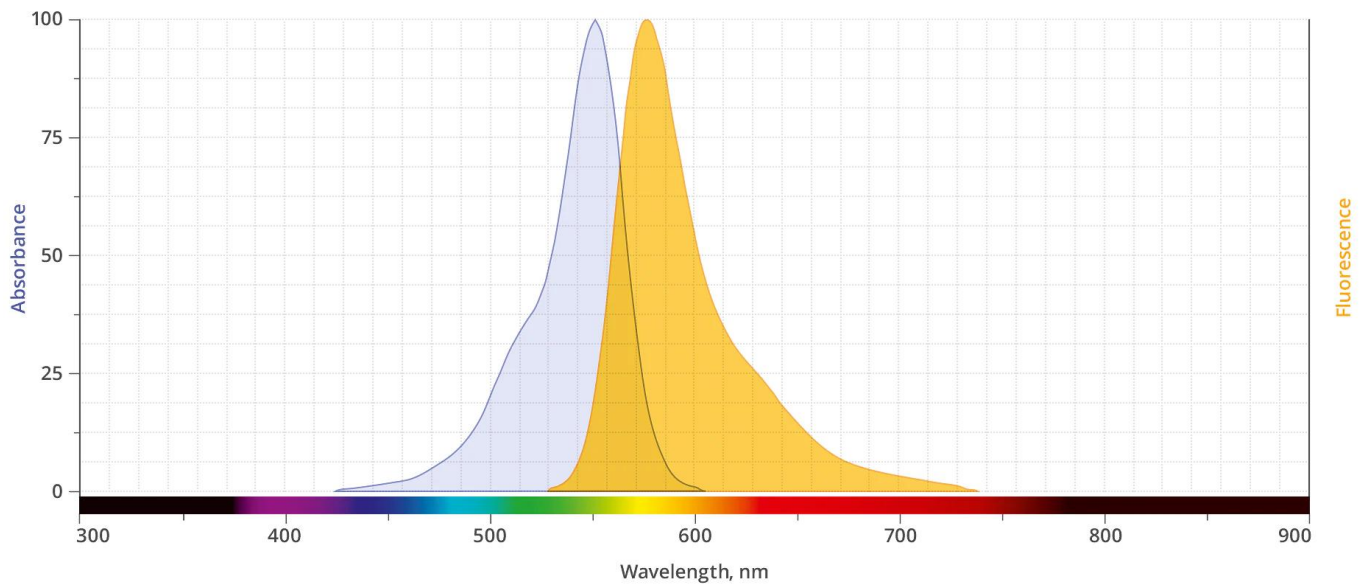
Although the mixed isomers of 5(6)-TAMRA cadaverine is a preferred, routinely used orange-fluorescent dye for staining proteins, it is rarely used for labeling peptides and nucleotides. Purification of 5(6)-TAMRA labeled peptide and nucleotides might be troublesome due to significant signal broadening in HPLC purification. Peptides and nucleotides labeled with a single isomer TAMRA usually give better resolution in HPLC purification that is often required in the conjugation processes.

SPECIFICATIONS

Molecular Weight	627.24 (TFA salt)
Extinction Coefficient	91,000 cm ⁻¹ M ⁻¹
Reactivity	Primary amines
Unit Size	5 mg, 25 mg, 100 mg, 1000 mg
Solubility	DMSO, DMF, MeOH
Storage Instructions	-20°C.
Spectrally Similar Dyes	Alexa Fluor® 546, TAMRA, CF™ 543, MB™ 543
Excitation/Emission Maximum	553/575 nm
Shipping Conditions	Ambient temperature
Shipping Instructions	Ambient temperature

ABS/EM SPECTRA

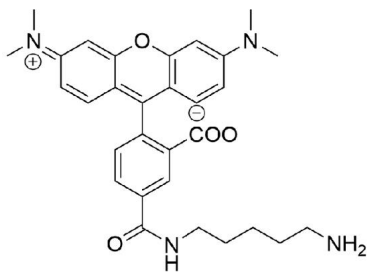
For research use only. Not intended for therapeutic or diagnostic use in animals or humans.



DOCUMENTS

- [Safety Data Sheet](#)
- [Datasheet](#)

GALLERY IMAGES



For research use only. Not intended for therapeutic or diagnostic use in animals or humans.