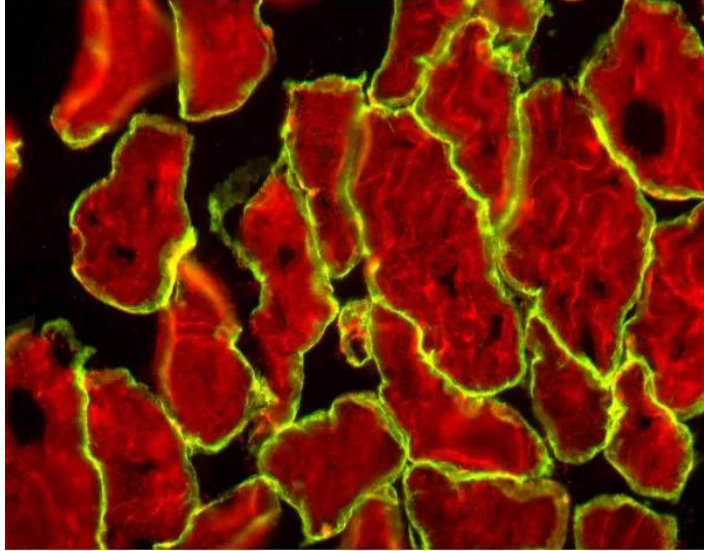


M.O.M.® (MOUSE ON MOUSE) IMMUNODETECTION KIT, BASIC

SKU: BMK-2202



Description

The M.O.M. Basic Kit is useful in any mouse-on-mouse application, such as studies in genetically engineered mice, including transgenic and knock-out models, as well as mouse xenografts. The M.O.M. Kit can be also used in multiple antigen staining protocols to localize two different mouse primary antibodies on the same mouse tissue sections using fluorescent or enzyme-based detection systems.

Key advantages of the Vector M.O.M. Immunodetection Kits:

- Significant reduction of endogenous mouse Ig staining when using mouse primary antibodies on mouse tissue
- Clear, crisp specific staining of antigens of interest
- Based on VECTASTAIN® ABC reagent protocols
- No tedious calculations or antibody prebinding steps required
- Contains enough stock reagents to produce about 25 ml of working solution, which is generally sufficient to stain approximately 250 tissue sections.

For research use only. Not intended for therapeutic or diagnostic use in animals or humans.

Specifications

Unit Size	1 kit
Applications	Immunohistochemistry / Immunocytochemistry, Immunofluorescence
Technology	ABC (Avidin/Biotin) Systems, Mouse on Mouse (M.O.M.) Systems
Target Species	Mouse
Format	Concentrate
Blocking Action	Endogenous Mouse Ig

Kit Contents:

- 6 ml of M.O.M. Protein Concentrate
- 1 ml M.O.M. Mouse Ig Blocking Reagent
- 0.1 ml M.O.M. Biotinylated Anti-Mouse IgG Reagent

Technical Information

Four M.O.M. Kits are available. The three kits based on avidin/biotin technology use the same proprietary M.O.M. Mouse Ig Blocking Reagent and the M.O.M. Biotinylated Anti-Mouse Ig Reagent, but offer a choice of an enzyme-based or fluorescent-based visualization method. M.O.M. Mouse Ig Blocking Reagent and M.O.M. Biotinylated Anti-Mouse Ig Reagent are also available separately.

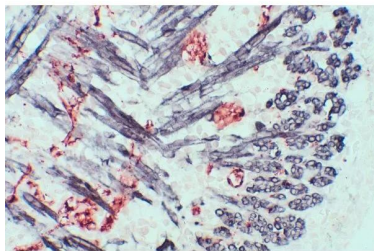
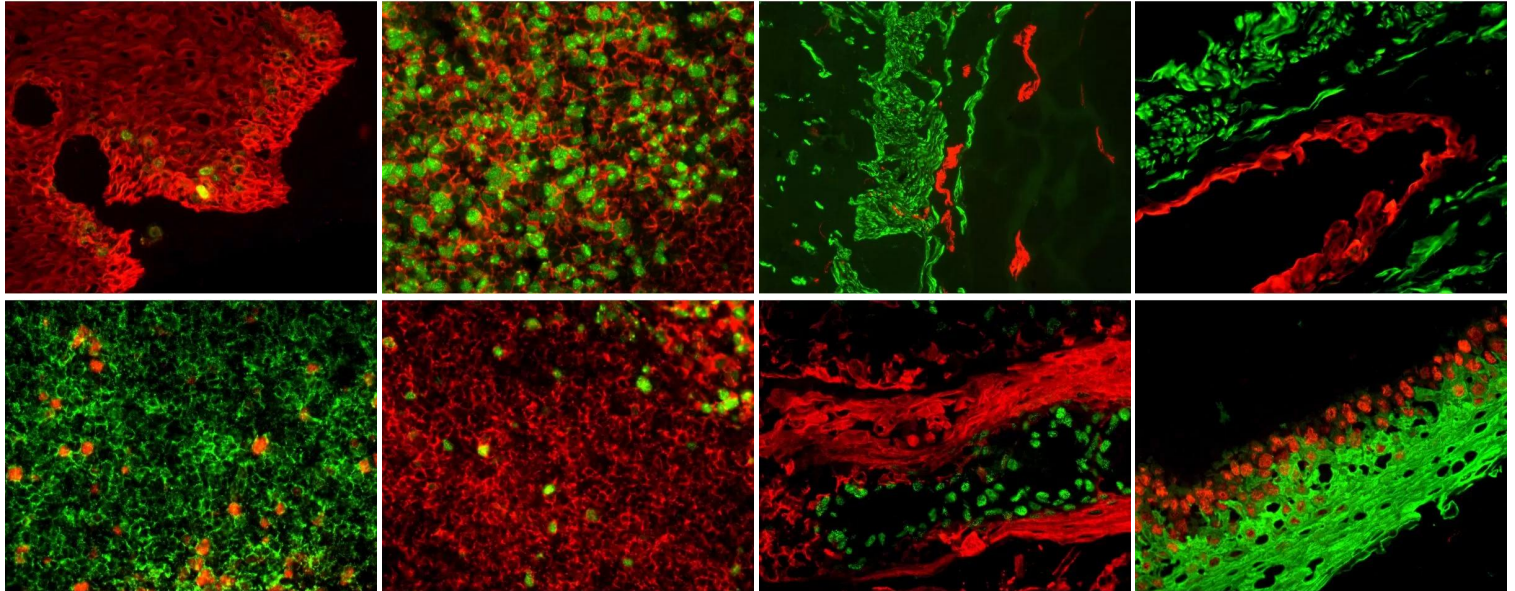
The M.O.M. ImmPRESS[®] Kit contains our proprietary M.O.M. Mouse Ig Blocking Reagent paired with a specialized, ready-to-use, one-step, non-biotin M.O.M. ImmPRESS Peroxidase Polymer reagent.

An enzyme or fluorochrome conjugate is not included allowing for a choice of any avidin or streptavidin-based detection system. Choose any peroxidase or alkaline phosphatase conjugated avidin or streptavidin for chromogenic detection (for example, VECTASTAIN ABC-AP Standard Kit followed by a Vector alkaline phosphatase substrate), or choose a fluorochrome-labeled avidin or streptavidin.

Product review on [Biocompare.com](https://www.biocompare.com).

For research use only. Not intended for therapeutic or diagnostic use in animals or humans.

GALLERY IMAGES



For research use only. Not intended for therapeutic or diagnostic use in animals or humans.