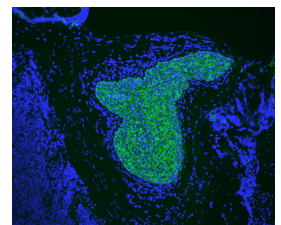
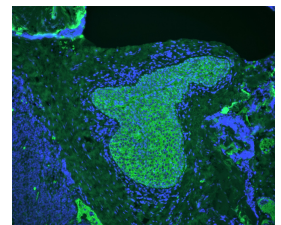
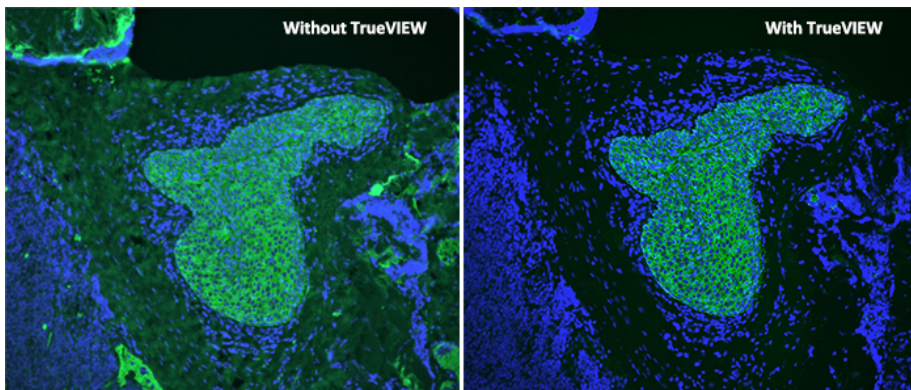




Vector® TrueVIEW® Autofluorescence Quenching Kit with DAPI

SP-8500-15

Product Images



Short Description

The TrueVIEW Autofluorescence Quenching Kit with DAPI provides a novel way to diminish unwanted autofluorescence from non-lipofuscin sources and dramatically improve signal-to-noise ratio. It removes unwanted autofluorescence in tissue sections due to aldehyde fixation, red blood cells, and structural elements such as collagen and elastin. The quenching action of the kit reagents provides a clear, unambiguous, “true view” localization of the target antigen.

Features:

- Effective on problematic tissues such as kidney and spleen
- Easy-to-use, one-step method
- Compatible with a wide selection of fluorophores
- Compatible with standard epifluorescence and confocal laser microscopes
- Mounting medium contains DAPI for counterstaining in one step

One kit is sufficient to treat approximately 100 to 150 tissue sections.

Additional Information

Unit Size	15 ml
Blocking Action	Autofluorescence

