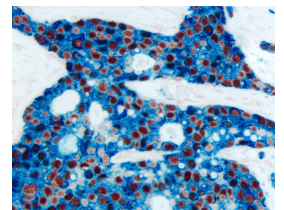
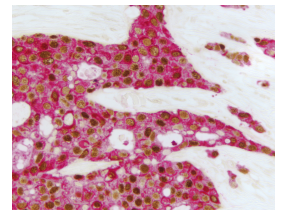
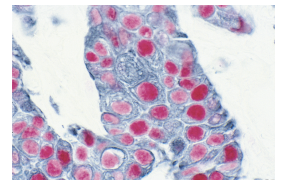
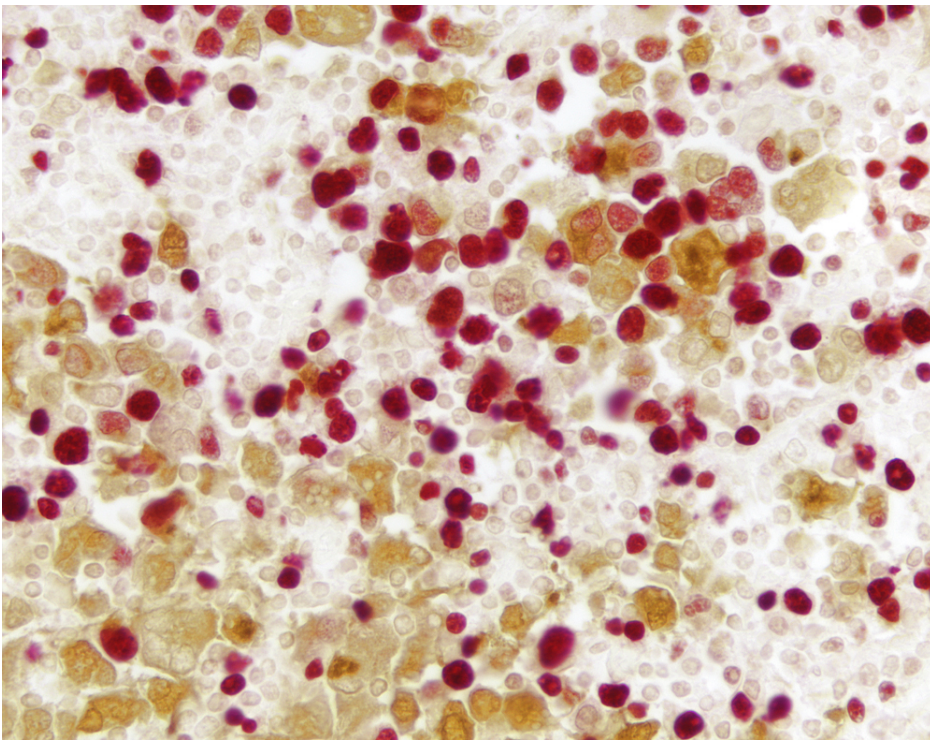


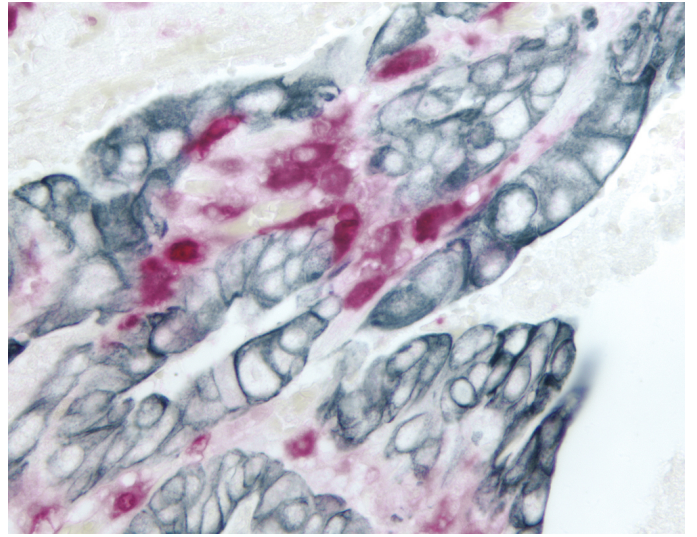
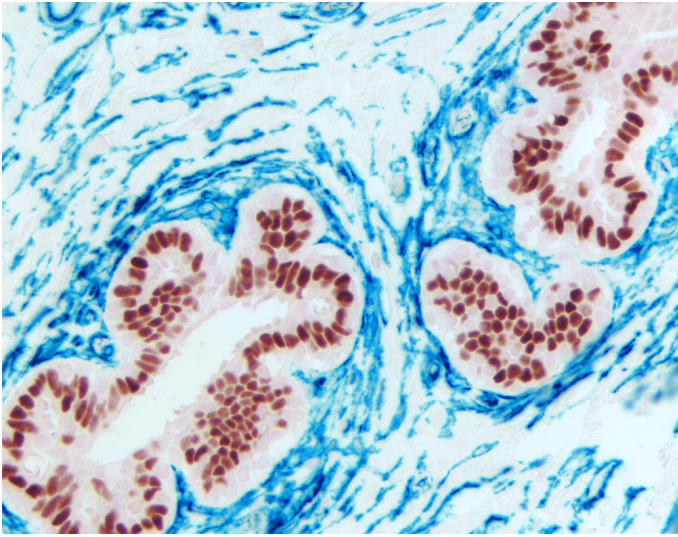


# VECTASTAIN® ABC-AP Kit, Alkaline Phosphatase (Universal)

## AK-5200

Product Images





## Short Description

---

The VECTASTAIN ABC Reagent can be used to detect any biotinylated molecule. This is the original avidin/biotin ABC complex formation with our Universal Biotinylated Anti-Mouse/Rabbit IgG secondary antibody (Cat. No. BA-1400), a cocktail of biotinylated anti-mouse IgG and anti-rabbit IgG designed for use with both rabbit and mouse primary antibodies. This antibody should not be used to stain tissues from rodents or rabbits due to its reactivity with IgG present in the tissues of these species.

### Features:

- Alkaline phosphatase enzyme detection system
- High sensitivity/low background
- Low cost
- Preferred for tissues that have high endogenous peroxidase activity
- Offers additional substrate choices
- Used as a second label in multiple antigen labeling applications

Product review on [Biocompare.com](https://www.biocompare.com)

## Additional Information

---

Unit Size	1 kit
Applications	Immunohistochemistry / Immunocytochemistry, In situ hybridization, Blotting Applications, Elispot, ELISAs
Technology	ABC (Avidin/Biotin) Systems
Detection Enzyme(s)	Alkaline Phosphatase
Target Species	Universal (Mouse/Rabbit)
Format	Concentrate

