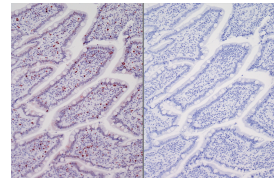
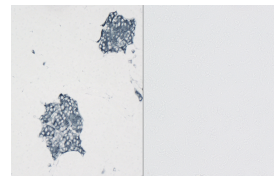
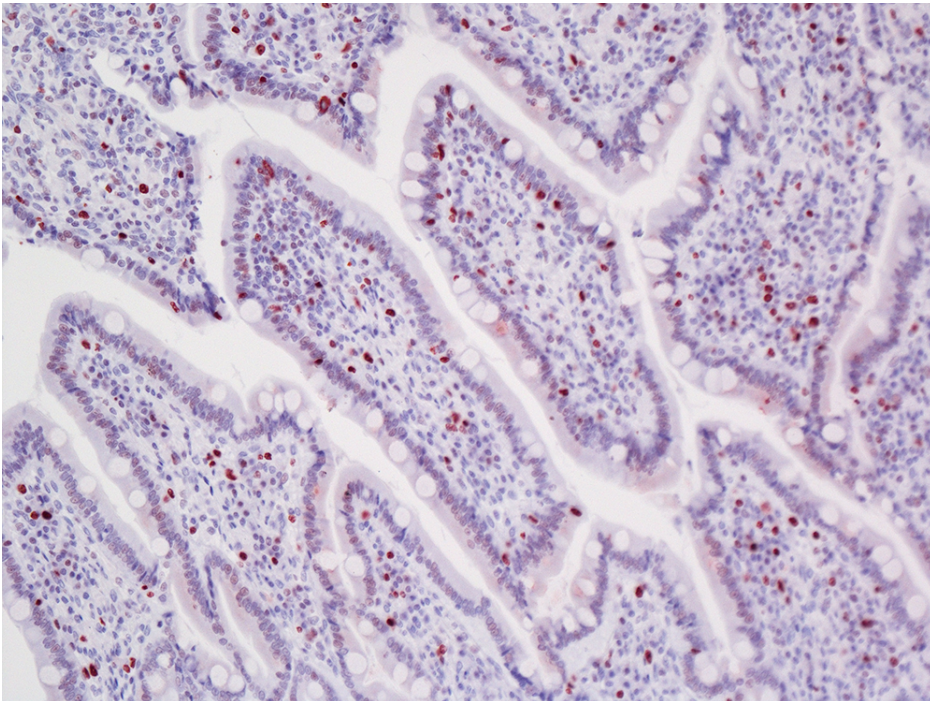




# ImmPRESS®-VR Horse Anti-Rabbit IgG Polymer Detection Kit, Peroxidase, Veterinary Reagent

## MP-6401-15

[Product Images](#)



## Short Description

---

ImmPRESS VR Polymer Detection Reagents are cross-adsorbed to ensure minimal cross-reactivity against endogenous tissue elements in animal species commonly used for diagnostics and research-based animal model systems. ImmPRESS VR Polymer HRP Anti-Rabbit IgG is designed to be used on the following tissues: bovine, goat, sheep, swine, horse, cat, dog, rat and mouse (as well as human).

The ImmPRESS Polymerized Reporter Enzyme Staining System is an enzymatic, one-step detection kit. ImmPRESS Polymer Reagents consist of unique micropolymers of highly active peroxidase enzyme attached to highly cross-adsorbed, affinity purified secondary antibodies.

### Features:

- High sensitivity
- Low background
- One-step detection
- Micropolymer technology
- Enhanced accessibility to nuclear and membrane antigens
- Ready-to-use in a convenient dropper bottle
- Shorter assay time
- Simplified multiple labeling

### Kit Contents:

- ImmPRESS VR Polymer HRP Anti-Rabbit IgG Reagent (made in horse, ready-to-use)
- 2.5% Normal Horse Serum for blocking (ready-to-use)

The ImmPRESS (15 ml) Kit will stain approximately 75-150 sections.

## Additional Information

---

Unit Size	15 ml
Applications	Immunohistochemistry / Immunocytochemistry, In situ hybridization, ELISAs
Technology	Micropolymer Reagents
Detection Enzyme(s)	Peroxidase
Conjugate	Micropolymer HRP
Target Species	Rabbit
Format	Ready-to-Use

