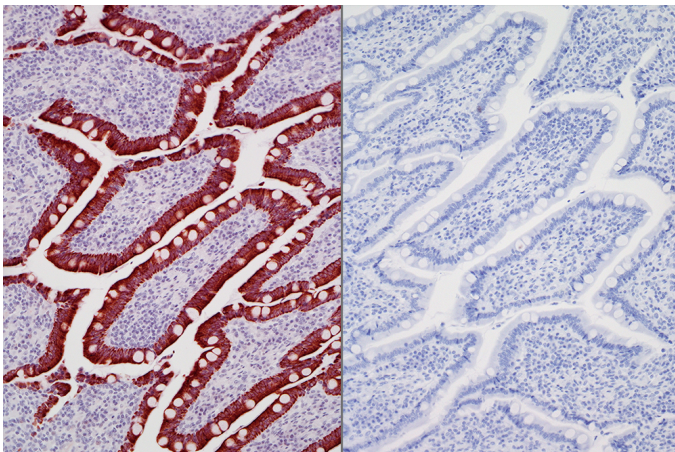
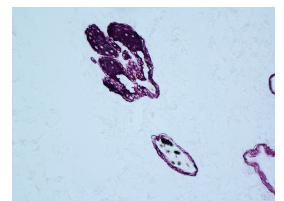
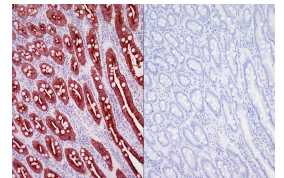
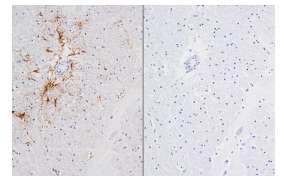
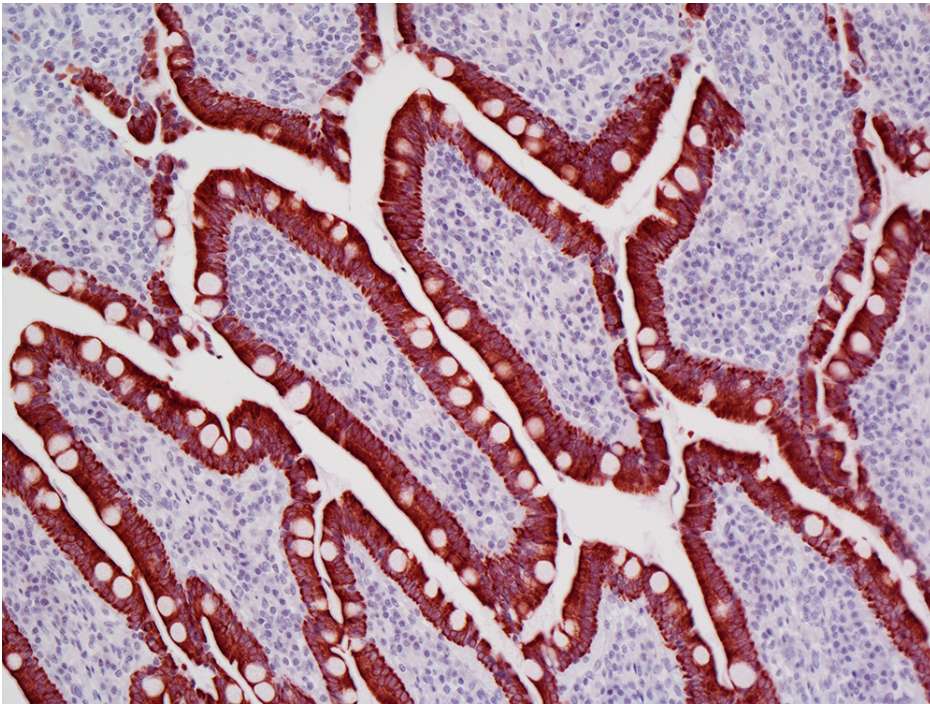




ImmPRESS®-VR Horse Anti-Mouse IgG Polymer Detection Kit, Peroxidase, Veterinary Reagent

MP-6402-15

Product Images



Short Description

The ImmPRESS Polymerized Reporter Enzyme Staining System is an enzymatic, one-step detection kit. ImmPRESS Polymer Reagents consist of unique micropolymers of highly active peroxidase enzyme attached to highly cross-adsorbed, affinity purified secondary antibodies. The ImmPRESS Polymer Reagents produce outstanding immunohistochemistry and immunocytochemistry results due to increased target accessibility, binding specificity, and signal intensity along with low background staining.

ImmPRESS **VR** Polymer Detection Reagents are additionally cross-adsorbed to ensure minimal cross-reactivity against endogenous tissue elements in animal species commonly used for diagnostics and research-based animal model systems.

Features:

- Enhanced accessibility to nuclear and membrane antigens
- Ready-to-use in a convenient dropper bottle
- Shorter assay time
- Simplified multiple labeling
- Minimal cross-reactivity with bovine, goat, sheep, pig, horse, cat, dog, and rabbit (as well as human). For mouse and rat tissues, separate kits are recommended (for rat, MP-7422; for mouse, MP-2400).

Additional Information

Unit Size	15 ml
Applications	Immunohistochemistry / Immunocytochemistry, In situ hybridization, ELISAs
Technology	Micropolymer Reagents
Detection Enzyme(s)	Peroxidase
Conjugate	Micropolymer HRP
Target Species	Mouse
Format	Ready-to-Use

