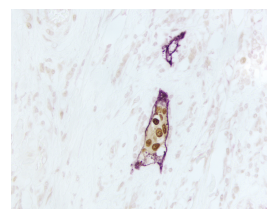
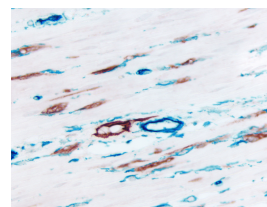
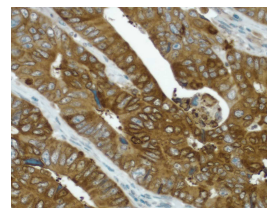
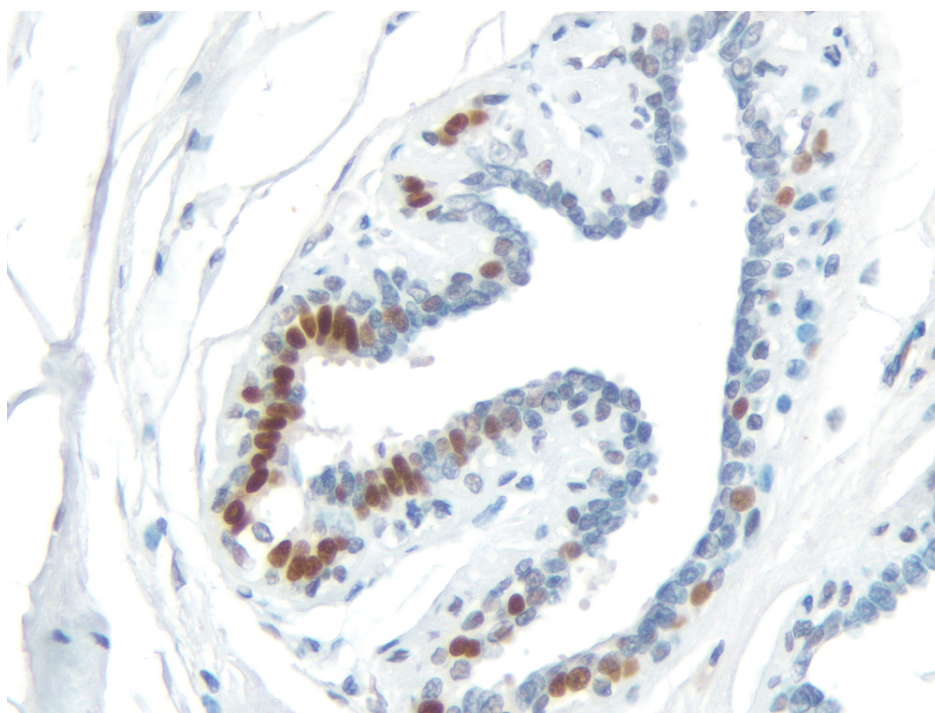


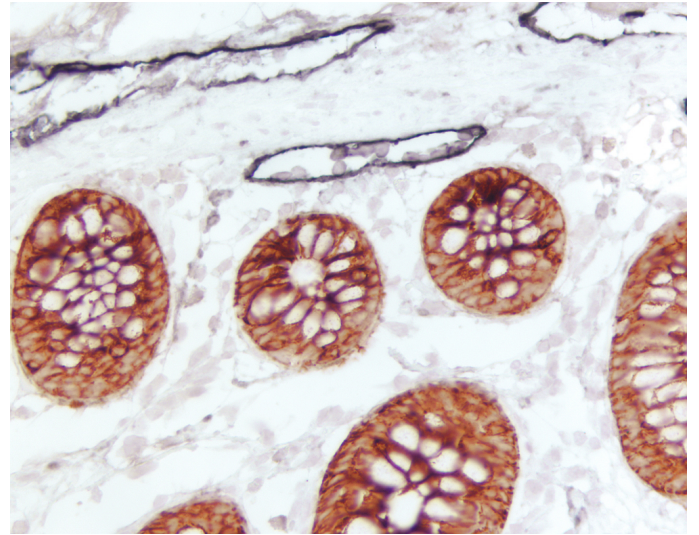
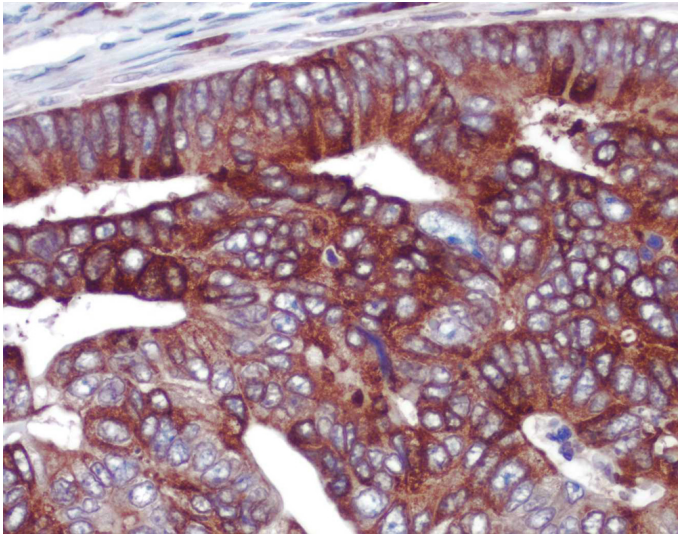


# ImmPRESS® HRP Universal Antibody (Horse Anti-Mouse/Rabbit IgG) Polymer Detection Kit, Peroxidase

## MP-7500

[Product Images](#)





# Short Description

The ImmPRESS polymerized reporter enzyme staining system uses novel conjugation and micropolymer chemistries to create a highly sensitive, ready-to-use, one-step detection system. This unique micropolymer of highly active enzyme is attached to our affinity purified secondary antibodies, producing reagents with outstanding sensitivity and low background.

## Features:

- Enhanced accessibility to nuclear and membrane antigens
- Ready-to-use in a convenient dropper bottle
- Shorter assay time
- Simplified multiple labeling
- Designed for use with both rabbit and mouse primary antibodies.

Note: This antibody should not be used to stain tissues from rodents or rabbits due to its reactivity with IgG present in the tissues of these species.

## Kit Contents:

- ImmPRESS Universal Antibody (anti-mouse IgG/anti-rabbit IgG, Peroxidase) Polymer Reagent (made in horse, ready-to-use)
- 2.5% Normal Horse Serum for blocking (ready-to-use)

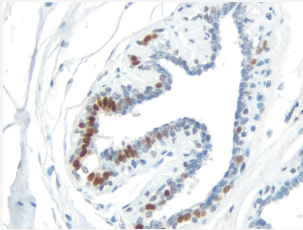
The ImmPRESS (15 ml) Kit will stain approximately 75-150 sections and the ImmPRESS (50 ml) Kit will stain approximately 250-500 sections.

# Additional Information

Unit Size	15 ml, 50 ml
Applications	Immunohistochemistry / Immunocytochemistry, In situ hybridization, ELISAs
Technology	Micropolymer Reagents
Detection Enzyme(s)	Peroxidase
Conjugate	Micropolymer HRP
Target Species	Universal (Mouse/Rabbit)
Format	Ready-to-Use

## ImmPRESS® HRP Universal Antibody (Horse Anti-Mouse/Rabbit IgG) Polymer Detection Kit, Peroxidase

### Features:



- High sensitivity
- Low background
- Non-biotin
- Micropolymer technology
- Enhanced accessibility to nuclear and membrane antigens
- One-step detection
- Ready-to-use in a convenient dropper bottle
- Shorter assay time
- Simplified multiple labeling
- Designed for use with both rabbit and mouse primary antibodies.

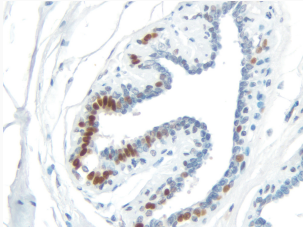
This antibody should not be used to stain tissues from rodents or rabbits due to its reactivity with IgG present in the tissues of these species.

The ImmPRESS (15 ml) Kit will stain approximately 75-150 sections and the ImmPRESS (50 ml) Kit will stain approximately 250-500 sections.

### Products in this set

**ImmPRESS® HRP Universal Antibody (Horse Anti-Mouse/Rabbit IgG) Polymer Detection Kit, Peroxidase**

## Features:



- High sensitivity
- Low background
- Non-biotin
- Micropolymer technology
- Enhanced accessibility to nuclear and membrane antigens
- One-step detection
- Ready-to-use in a convenient dropper bottle
- Shorter assay time
- Simplified multiple labeling
- Designed for use with both rabbit and mouse primary antibodies.

This antibody should not be used to stain tissues from rodents or rabbits due to its reactivity with IgG present in the tissues of these species.

The ImmPRESS (15 ml) Kit will stain approximately 75-150 sections and the ImmPRESS (50 ml) Kit will stain approximately 250-500 sections.

