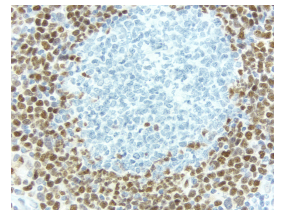
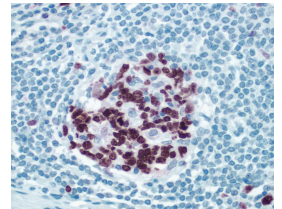
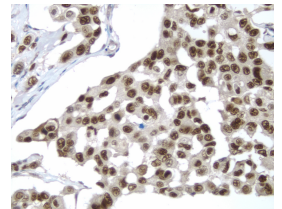
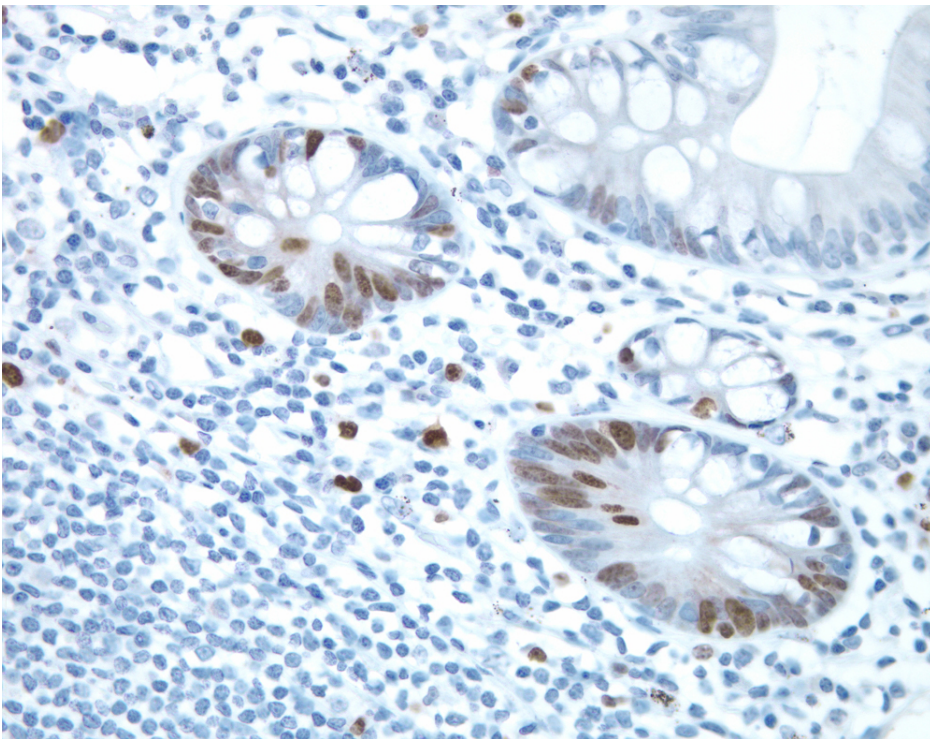


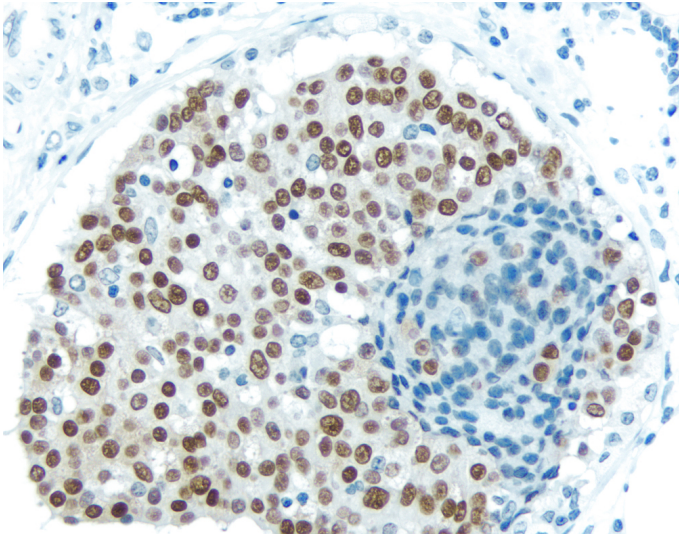


ImmPRESS® HRP Horse Anti-Rabbit IgG Polymer Detection Kit, Peroxidase

MP-7401

Product Images





Short Description

The ImmPRESS polymerized reporter enzyme staining system uses novel conjugation and micropolymer chemistries to create a highly sensitive, ready-to-use, one-step, non-biotin detection system for immunohistochemistry and immunocytochemistry staining. This unique micropolymer of highly active horseradish peroxidase (HRP) is attached to our affinity purified secondary antibodies, producing reagents with outstanding sensitivity and low background.

Features:

- Enhanced accessibility to nuclear and membrane antigens
- Ready-to-use in a convenient dropper bottle
- Shorter assay time
- Simplified multiple labeling
- 15 ml kit will stain approximately 75-150 sections and the 50 ml kit will stain approximately 250-500 sections

Kit Contents:

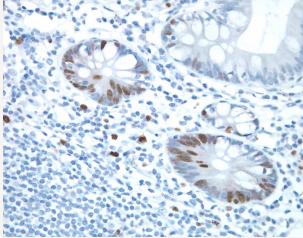
- ImmPRESS (Peroxidase) Polymer Anti-Rabbit IgG Reagent (made in horse, ready-to-use)
- 2.5% Normal Horse Serum for blocking (ready-to-use)

Additional Information

Unit Size	15 ml, 50 ml
Applications	Immunohistochemistry / Immunocytochemistry, In situ hybridization, ELISAs
Technology	Micropolymer Reagents
Detection Enzyme(s)	Peroxidase
Conjugate	Micropolymer HRP
Target Species	Rabbit
Format	Ready-to-Use

ImmPRESS® HRP Horse Anti-Rabbit IgG Polymer Detection Kit, Peroxidase

Features:

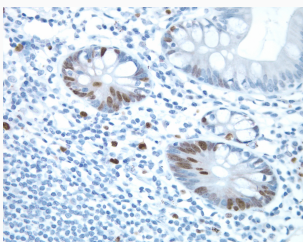


- High sensitivity
- Low background
- Non-biotin
- One-step detection
- Micropolymer technology
- Enhanced accessibility to nuclear and membrane antigens
- Ready-to-use in a convenient dropper bottle
- Shorter assay time
- Simplified multiple labeling

The ImmPRESS (15 ml) Kit will stain approximately 75-150 sections and the ImmPRESS (50 ml) Kit will stain approximately 250-500 sections.

ImmPRESS® HRP Horse Anti-Rabbit IgG Polymer Detection Kit, Peroxidase

Features:



- High sensitivity
- Low background
- Non-biotin
- One-step detection
- Micropolymer technology
- Enhanced accessibility to nuclear and membrane antigens
- Ready-to-use in a convenient dropper bottle
- Shorter assay time
- Simplified multiple labeling

The ImmPRESS (15 ml) Kit will stain approximately 75-150 sections and the ImmPRESS (50 ml) Kit will stain approximately 250-500 sections.

