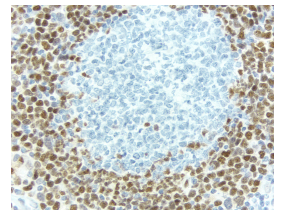
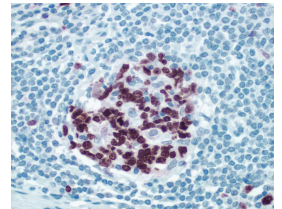
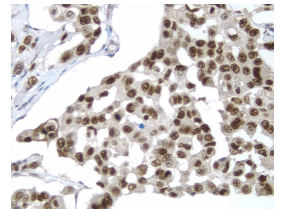
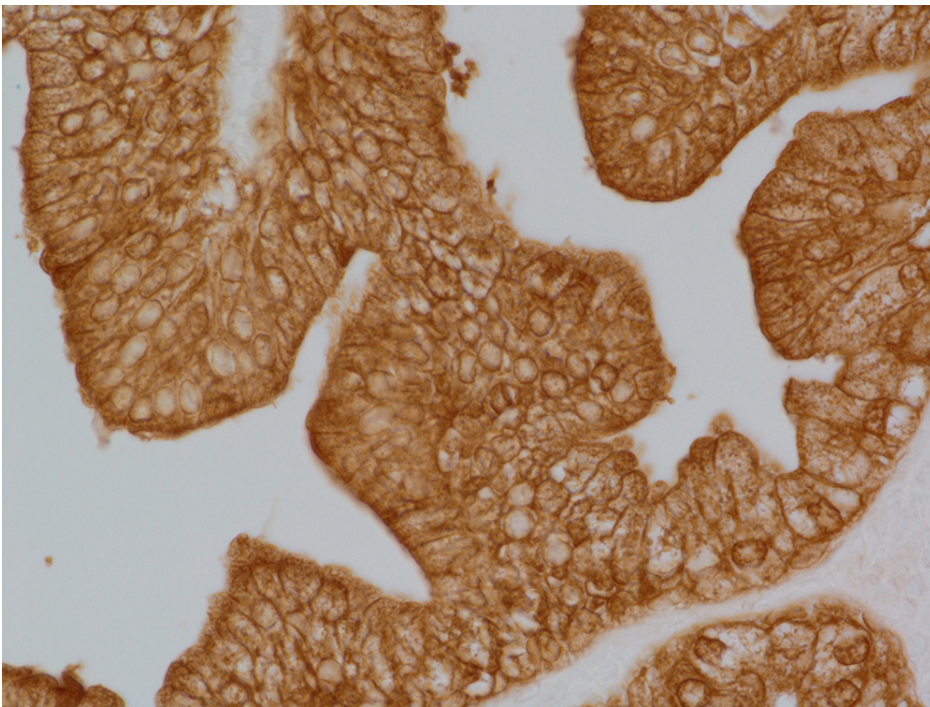


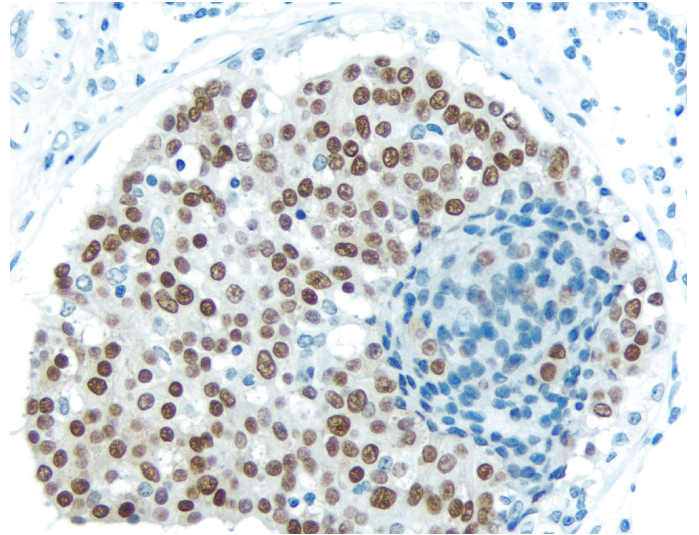
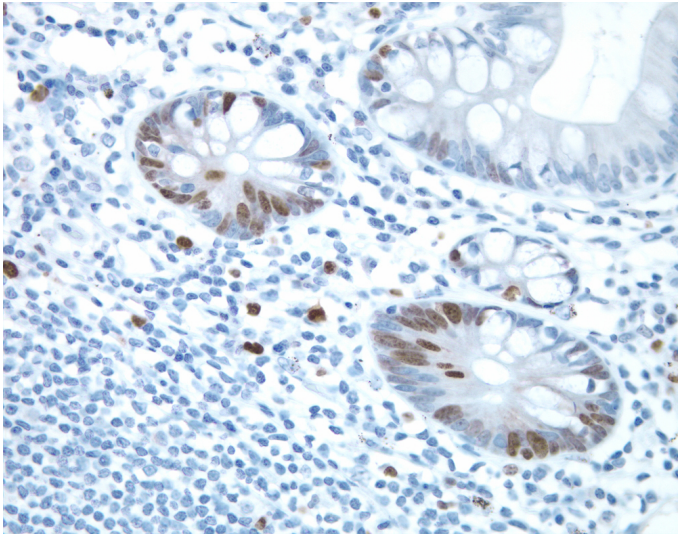


ImmPRESS® HRP Goat Anti-Rabbit IgG Polymer Detection Kit, Peroxidase

MP-7451

[Product Images](#)





Short Description

The ImmPRESS polymerized reporter enzyme staining system uses novel conjugation and micropolymer chemistries to create a highly sensitive, ready-to-use, one-step detection system. This unique micropolymer of highly active enzyme is attached to our affinity purified secondary antibodies, producing reagents with outstanding sensitivity and low background.

Features:

- Enhanced accessibility to nuclear and membrane antigens
- Ready-to-use in a convenient dropper bottle
- Shorter assay time
- Simplified multiple labeling

Kit Contents:

- ImmPRESS (Peroxidase) Polymer Anti-Rabbit IgG Reagent (made in goat, ready-to-use)
- 2.5% Normal Goat Serum for blocking (ready-to-use)

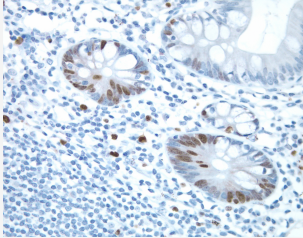
The ImmPRESS (15 ml) Kit will stain approximately 75-150 sections and the ImmPRESS (50 ml) Kit will stain approximately 250-500 sections.

Additional Information

Unit Size	15 ml, 50 ml
Applications	Immunohistochemistry / Immunocytochemistry, In situ hybridization, ELISAs
Technology	Micropolymer Reagents
Detection Enzyme(s)	Peroxidase
Conjugate	Micropolymer HRP
Target Species	Rabbit
Format	Ready-to-Use

ImmPRESS® HRP Goat Anti-Rabbit IgG Polymer Detection Kit, Peroxidase

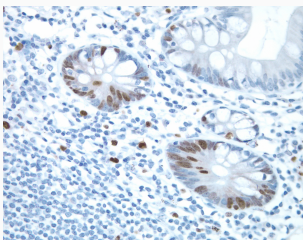
Features:



- High sensitivity
- Low background
- Non-biotin
- One-step detection
- Micropolymer technology
- Enhanced accessibility to nuclear and membrane antigens
- Ready-to-use in a convenient dropper bottle
- Shorter assay time
- Simplified multiple labeling

The ImmPRESS (15 ml) Kit will stain approximately 75-150 sections and the ImmPRESS (50 ml) Kit will stain approximately 250-500 sections.

ImmPRESS® HRP Goat Anti-Rabbit IgG Polymer Detection Kit, Peroxidase



The ImmPRESS polymerized reporter enzyme staining system uses novel conjugation and micropolymer chemistries to create a highly sensitive, ready-to-use, one-step, biotin-free detection system. This unique micropolymer of highly active enzyme is attached to our affinity purified secondary antibodies, producing reagents with outstanding sensitivity and low background.

Features:

- Enhanced accessibility to nuclear and membrane antigens
- Ready-to-use in a convenient dropper bottle
- Shorter assay time
- Simplified multiple labeling

The ImmPRESS (15 ml) Kit will stain approximately 75-150 sections and the ImmPRESS (50 ml) Kit will stain approximately 250-500 sections.

