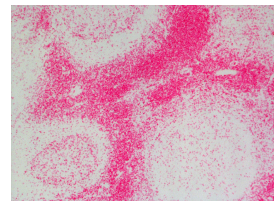
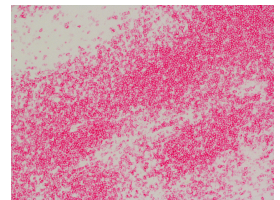
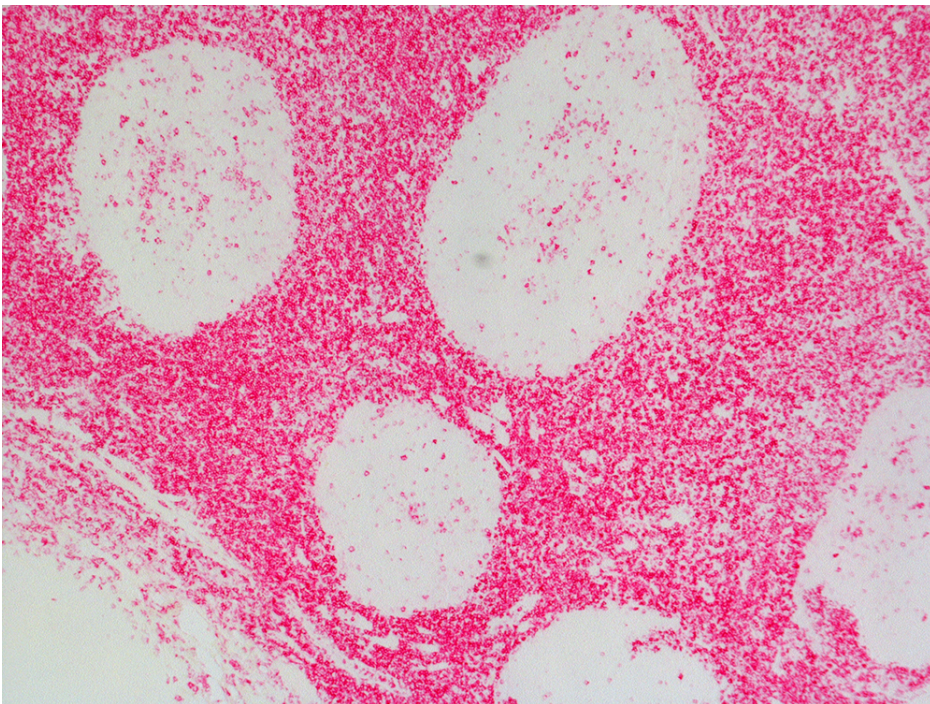




# ImmPRESS®-AP Goat Anti-Rat IgG (Mouse Adsorbed) Polymer Detection Kit, Alkaline Phosphatase

## MP-5444-15

[Product Images](#)



## Short Description

---

The ImmPRESS polymerized reporter enzyme staining system uses novel conjugation and micropolymer chemistries to create a highly sensitive, ready-to-use, one-step detection system. This unique micropolymer of highly active enzyme is attached to our affinity purified secondary antibodies, producing reagents with outstanding sensitivity and low background. This secondary antibody can be used to stain mouse tissue because it is specifically adsorbed to remove cross-reacting antibodies of closely-related species.

### Features:

- Non-biotin
- Enhanced accessibility to nuclear and membrane antigens
- Ready-to-use in a convenient dropper bottle
- Shorter assay time
- Simplified multiple labeling

The ImmPRESS (15 ml) Kit will stain approximately 75-150 sections.

## Additional Information

---

Unit Size	15 ml
Applications	Immunohistochemistry / Immunocytochemistry, In situ hybridization, ELISAs
Technology	Micropolymer Reagents
Detection Enzyme(s)	Alkaline Phosphatase
Conjugate	Micropolymer AP
Target Species	Rat
Format	Ready-to-Use

