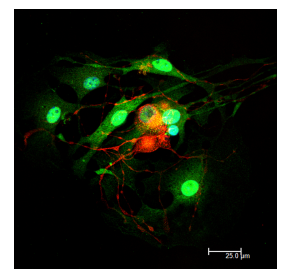
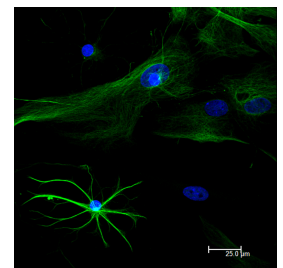
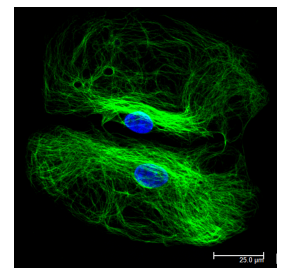
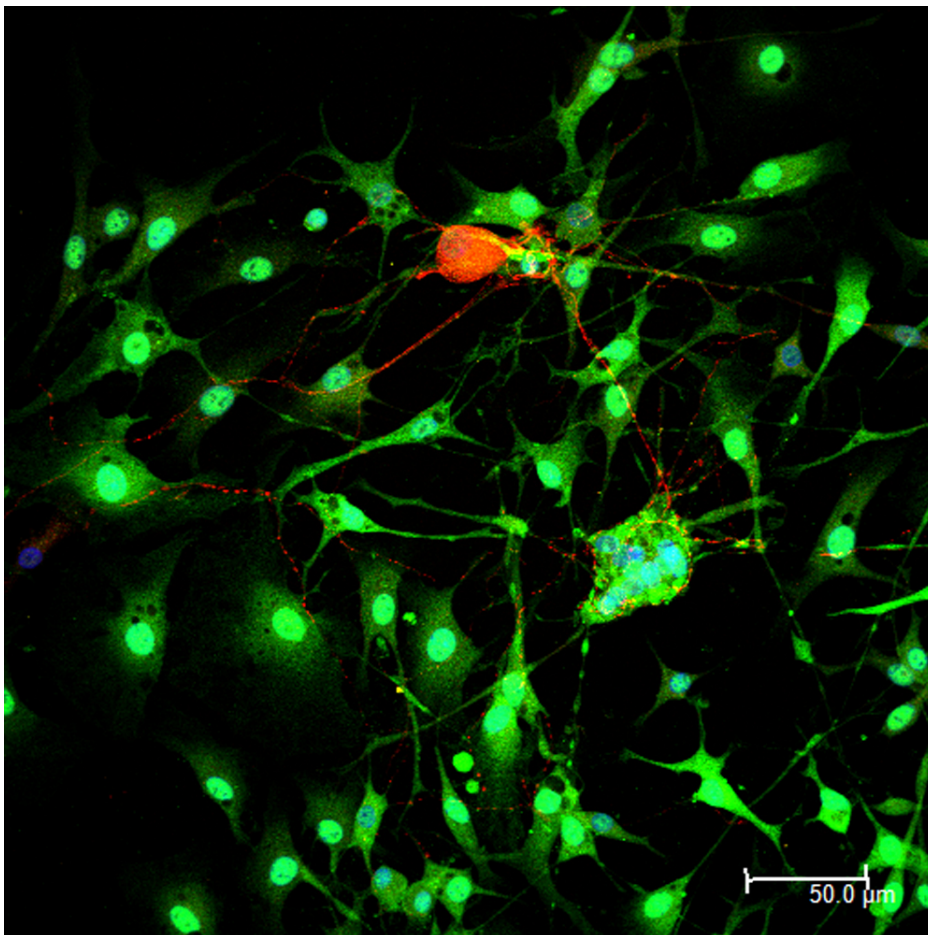


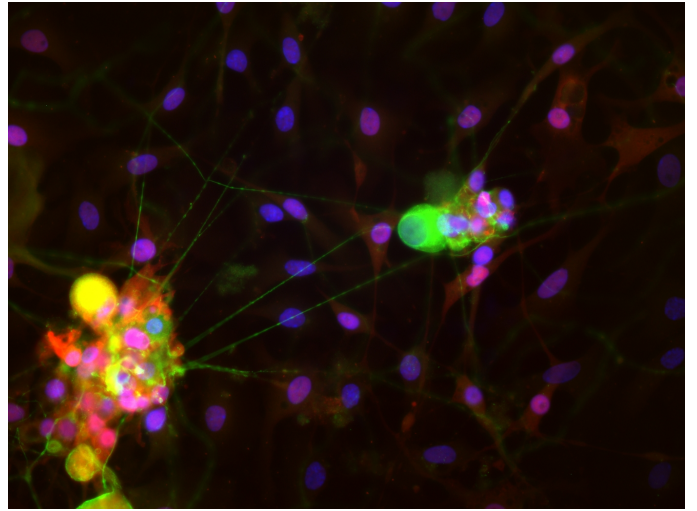
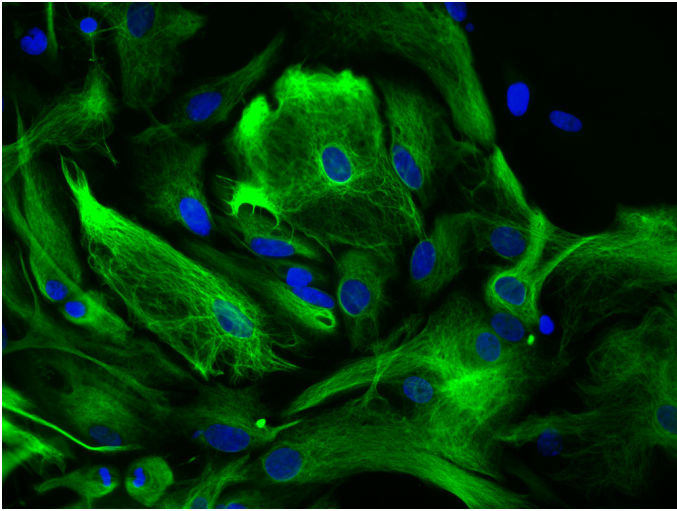


Horse Anti-Mouse IgG Antibody (H+L), DyLight™ 488

DI-2488-1.5

Product Images





Short Description

DyLight 488 Horse Anti-Mouse IgG Antibody can be used for immunofluorescence or other applications. Optimal F/P ratios have been established for each conjugate to ensure maximum fluorescence with minimal background staining.

Features:

- Recognizes both heavy and light chains (H+L)
- Supplied in solution
- Excitation: 493 nm
- Emission: 518 nm
- Color: Green

Additional Information

Unit Size	1.5 mg
Applications	Immunofluorescence, In situ hybridization, Blotting Applications, Flow Cytometry/Cell Separation
Concentration	1.5 mg active conjugate/ml
Recommended Storage	2-8 °C
Solution	10 mM HEPES, 0.15 M NaCl, pH 7.5, 0.08% sodium azide.
Maximum Emission	518 nm
Maximum Excitation	493 nm
Recommended Usage	Recommended concentration range for use 5-20 µg/ml. If this antibody is to be used in tissues which may contain cross-reacting endogenous immunoglobulins, dilution of this antibody may be made in buffers containing 2% normal serum from the same species as the tissue.
Target Species	Mouse
Conjugate	DyLight 488
Color of Fluorescence	Green
Host Species	Horse
Format	Concentrate

