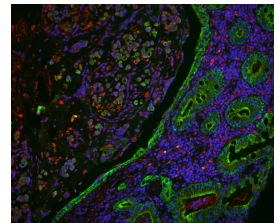
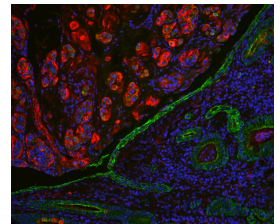
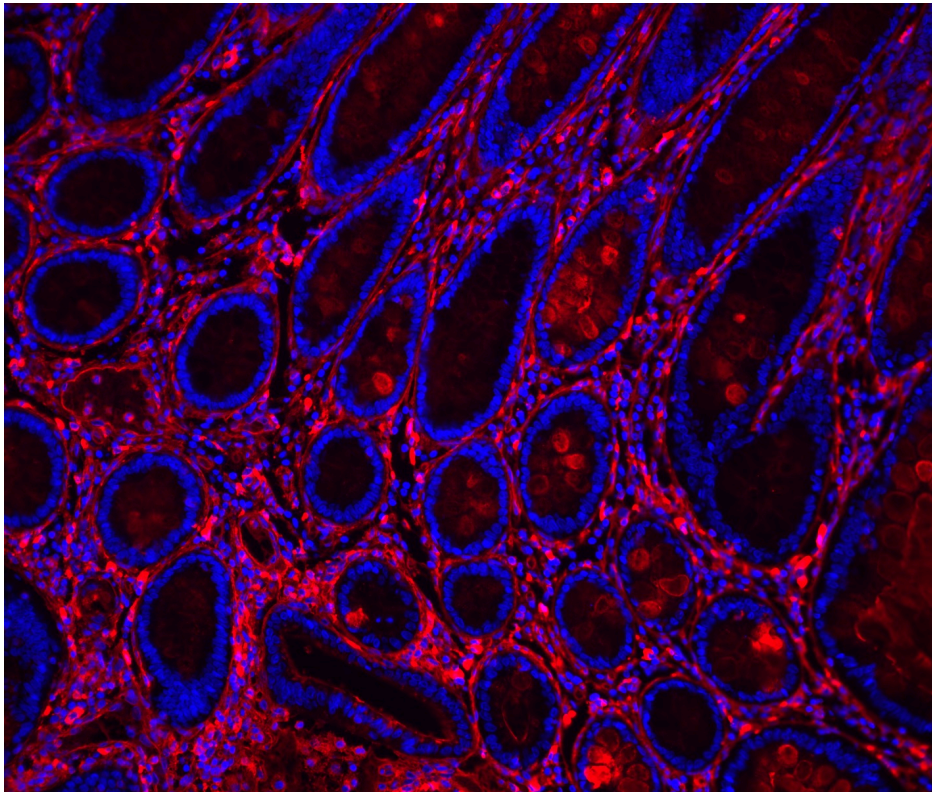




Glysite™ Scout Glycan Screening Kit, Immunofluorescence 594

GSK-2000

Product Images



Short Description

Glysite Scout Glycan Screening Kit, Immunofluorescence 594 is a fully integrated kit for the detection of glycan expression in tissue sections. Included in the kit is a diverse panel of glycan binders (lectins) ideal for the preliminary screening of tissue samples with unknown glycosylation changes with specificity to mannose, complex *N*-glycan, core *O*-glycan, fucose, sialic acid, sulfation, GlcNAc, chitin, galactose, and LacNAc.

Validated on human and mouse tissue—including FFPE tissue, across a range of tissue types including colon, lung, spleen, kidney, liver, pancreas, testes, heart, bladder, and uterus—this versatile kit is flexible to meet your needs. Glysite Scout Glycan Screening Kits, Immunofluorescence are available with 3 fluorophore options, [488 \(GSK-3000\)](#), [594 \(GSK-2000\)](#), and [649 \(GSK-1000\)](#).

Additional Information

Unit Size	1 kit
Applications	Immunofluorescence, Glycobiology
Recommended Storage	Store reagents in original bottles at 2–8 °C. Do not freeze the kit.
Conjugate	DyLight 549
Sugar Specificity	Mannose, Galactose, Fucose, Sialic Acid

